Whimsical iced coffee

Needlepoint pattern | 90 x 90 stitches | 5 x 5 in (12.7 x 12.7 cm) on 18 mesh | 17 colors



How to stitch it



1. Each square is one tent stitch, up at 1, down at 2. Lines in continental, right to left, the canvas upside down for the next row; wide areas in basketweave.
2. Cut 18 in of thread. Start and end it without a knot left behind.
3. Mark the middle of the canvas. It is the outlined square on page 2, column 45, row 45 (DMC 3841): start there. Count threads, not holes.
4. Go on from it: picture first, background last. Gray squares are on two pages: stitch them once.
5. Last, two more rows all round, each stitch in the color it lies beside: the opening's edge hides them.

First time? How to needlepoint: flossfield.com/needlepoint/guides/how-to-start/
How to read a chart: flossfield.com/needlepoint/guides/how-to-read-a-chart/

What you need

Canvas: blank mono canvas, 18 mesh (18 threads to the inch), cut 9.5 in square (24.1 cm).

Needle: blunt tapestry, size 22. Also masking tape for the cut edges, and small scissors.

Thread: six-strand floss, 17 colors, about 20 skeins in all (an estimate). Stitch with 4 strands (5 or 6 if canvas shows).

Fit it into a lid: the box or tray, acid-free board and backing. Measure the opening first.
How to fit it into a lid.

Thread list, DMC

			stitches	skeins
●	**351**	Coral	2,086	3
■	**352**	Light Coral	1,332	2
▲	**3865**	Winter White	654	1
◆	**823**	Dark Navy Blue	531	1
▼	**3841**	Pale Baby Blue	507	1
★	**3808**	Ultra Very Dark Turquoise	502	1
❖	**801**	Dark Coffee Brown	487	1
X	**3810**	Dark Turquoise	380	1
H	**334**	Medium Baby Blue	283	1
+	**434**	Light Brown	275	1
=	**739**	Ultra Very Light Tan	274	1
Z	**3755**	Baby Blue	240	1
A	**349**	Dark Coral	148	1
V	**3822**	Light Straw	142	1
T	**322**	Dark Baby Blue	129	1
N	**741**	Medium Tangerine	82	1
S	**436**	Tan	48	1

Skeins are estimates, with the two extra rows: the thread a stitch takes on the front and back of 18 mesh canvas, plus 30 percent, rounded up for each color.

Thread colors are approximate screen matches to DMC numbers. Check against real thread before you buy.

For your own stitching, gifts and handmade pieces you sell. Do not resell or share this PDF or copies of it.

Whimsical iced coffee Needlepoint pattern

Columns 1 to 49, rows 1 to 90. Start at the red outline

This page is the dark part of the chart

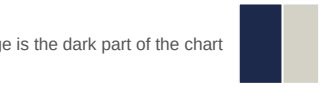

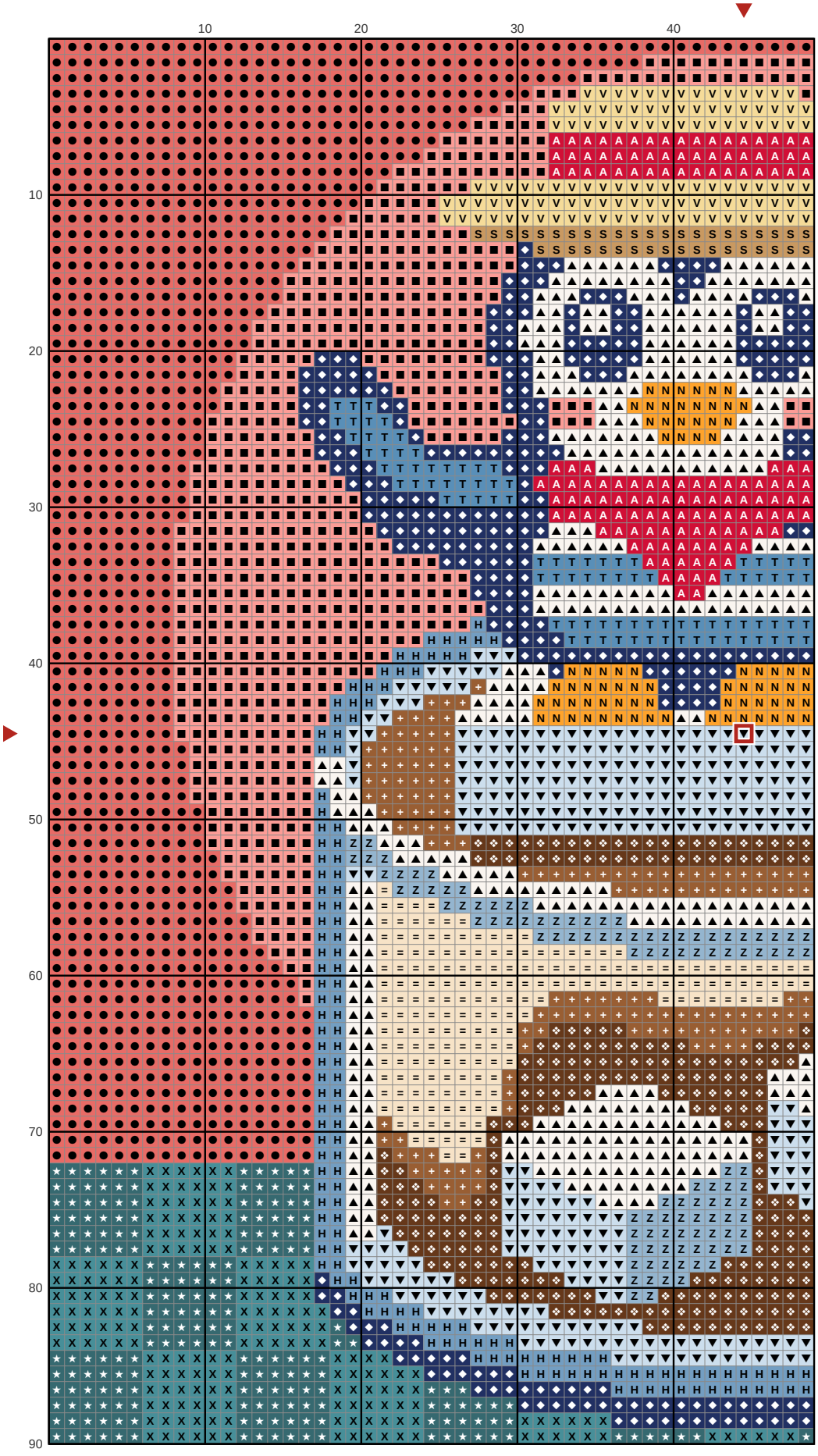

Key

- **DMC 351** Coral
- **DMC 352** Light Coral
- **DMC 3865** Winter White
- **DMC 823** Dark Navy Blue
- **DMC 3841** Pale Baby Blue
- **DMC 3808** Ultra Very Dark Turquoise
- **DMC 801** Dark Coffee Brown
- **X** **DMC 3810** Dark Turquoise
- **H** **DMC 334** Medium Baby Blue
- **+** **DMC 434** Light Brown
- **=** **DMC 739** Ultra Very Light Tan
- **Z** **DMC 3755** Baby Blue
- **A** **DMC 349** Dark Coral
- **V** **DMC 3822** Light Straw
- **T** **DMC 322** Dark Baby Blue
- **N** **DMC 741** Medium Tangerine
- **S** **DMC 436** Tan

Whimsical iced coffee Needlepoint pattern

Columns 50 to 90, rows 1 to 90. Gray squares: charted already, do not stitch again

This page is the dark part of the chart

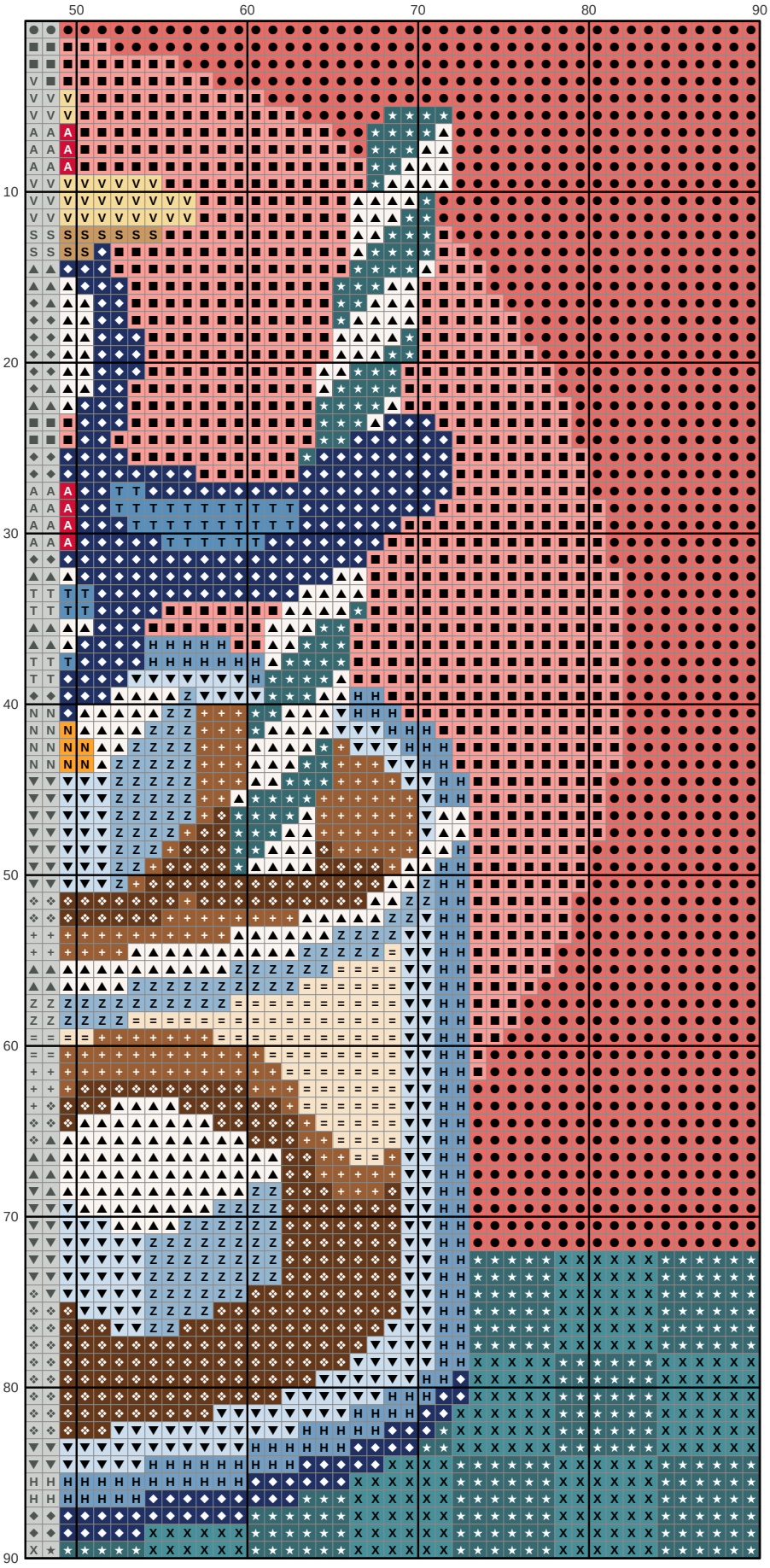

Key

- ● **DMC 351** Coral
- ■ **DMC 352** Light Coral
- ▲ **DMC 3865** Winter White
- ◆ **DMC 823** Dark Navy Blue
- ▼ **DMC 3841** Pale Baby Blue
- ★ **DMC 3808** Ultra Very Dark Turquoise
- ❖ **DMC 801** Dark Coffee Brown
- X **DMC 3810** Dark Turquoise
- H **DMC 334** Medium Baby Blue
- \+ **DMC 434** Light Brown
- = **DMC 739** Ultra Very Light Tan
- Z **DMC 3755** Baby Blue
- A **DMC 349** Dark Coral
- V **DMC 3822** Light Straw
- T **DMC 322** Dark Baby Blue
- N **DMC 741** Medium Tangerine
- S **DMC 436** Tan