Whimsical Jack and Jill up the hill

Needlepoint pattern | 90 x 126 stitches | 5 x 7 in (12.7 x 17.8 cm) on 18 mesh | 20 colors



How to stitch it



1. Each square is one tent stitch, up at 1, down at 2. Lines in continental, right to left, the canvas upside down for the next row; wide areas in basketweave.
2. Cut 18 in of thread. Start and end it without a knot left behind.
3. Mark the middle of the canvas. It is the outlined square on page 2, column 45, row 63 (DMC 3823): start there. Count threads, not holes.
4. Go on from it: picture first, background last. Gray squares are on two pages: stitch them once.
5. When it is done, block it square.

First time? How to needlepoint: flossfield.com/needlepoint/guides/how-to-start/
How to read a chart: flossfield.com/needlepoint/guides/how-to-read-a-chart/

What you need

Canvas: blank mono canvas, 18 mesh (18 threads to the inch), cut 9 in wide x 11 in high (22.9 x 27.9 cm).

Needle: blunt tapestry, size 22. Also masking tape for the cut edges, and small scissors.

Thread: six-strand floss, 20 colors, about 21 skeins in all (an estimate). Stitch with 4 strands (5 or 6 if canvas shows).

Frame it: acid-free board and a frame.
How to frame needlepoint.

Thread list, DMC

			stitches	skeins
●	**3346**	Hunter Green	1,362	2
■	**3865**	Winter White	1,116	1
▲	**3811**	Very Light Turquoise	1,018	1
◆	**312**	Very Dark Baby Blue	823	1
▼	**3766**	Light Peacock Blue	668	1
★	**744**	Pale Yellow	660	1
❖	**3823**	Ultra Pale Yellow	653	1
X	**801**	Dark Coffee Brown	643	1
H	**921**	Copper	579	1
+	**3325**	Light Baby Blue	549	1
=	**895**	Very Dark Hunter Green	538	1
Z	**350**	Medium Coral	448	1
A	**817**	Very Dark Coral Red	408	1
V	**471**	Very Light Avocado Green	351	1
T	**3064**	Desert Sand	339	1
N	**3371**	Black Brown	296	1
S	**945**	Tawny	269	1
K	**725**	Medium Light Topaz	259	1
E	**352**	Light Coral	202	1
C	**3772**	Very Dark Desert Sand	159	1

Skeins are estimates: the thread a stitch takes on the front and back of 18 mesh canvas, plus 30 percent, rounded up for each color.
Thread colors are approximate screen matches to DMC numbers. Check against real thread before you buy.
For your own stitching, gifts and handmade pieces you sell. Do not resell or share this PDF or copies of it.

Whimsical Jack and Jill up the hill Needlepoint pattern

Columns 1 to 90, rows 1 to 67. Start at the red outline

This page is the dark part of the chart



Key

- DMC 3346 Hunter Green
- DMC 3865 Winter White
- DMC 3811 Very Light Turquoise
- DMC 312 Very Dark Baby Blue
- DMC 3766 Light Peacock Blue
- DMC 744 Pale Yellow
- DMC 3823 Ultra Pale Yellow
- DMC 801 Dark Coffee Brown
- DMC 921 Copper
- DMC 3325 Light Baby Blue
- DMC 350 Medium Coral
- DMC 817 Very Dark Coral Red
- DMC 471 Very Light Avocado Green
- DMC 3064 Desert Sand
- DMC 3371 Black Brown
- DMC 945 Tawny
- DMC 725 Medium Light Topaz
- DMC 352 Light Coral
- DMC 3772 Very Dark Desert Sand

Whimsical Jack and Jill up the hill Needlepoint pattern

Columns 1 to 90, rows 68 to 126. Gray squares: charted already, do not stitch again

This page is the dark part of the chart



Key

- DMC 3346 Hunter Green
- DMC 3865 Winter White
- DMC 312 Very Dark Baby Blue
- DMC 3766 Light Peacock Blue
- DMC 744 Pale Yellow
- DMC 3823 Ultra Pale Yellow
- DMC 801 Dark Coffee Brown
- DMC 921 Copper
- DMC 3325 Light Baby Blue
- DMC 895 Very Dark Hunter Green
- DMC 350 Medium Coral
- DMC 817 Very Dark Coral Red
- DMC 471 Very Light Avocado Green
- DMC 3064 Desert Sand
- DMC 3371 Black Brown
- DMC 945 Tawny
- DMC 725 Medium Light Topaz
- DMC 352 Light Coral
- DMC 3772 Very Dark Desert Sand