Whimsical jack-o'-lantern and mouse

Needlepoint pattern | 90 x 90 stitches | 5 x 5 in (12.7 x 12.7 cm) on 18 mesh | 18 colors



How to stitch it



1. Each square is one tent stitch, up at 1, down at 2. Lines in continental, right to left, the canvas upside down for the next row; wide areas in basketweave.
2. Cut 18 in of thread. Start and end it without a knot left behind.
3. Mark the middle of the canvas. It is the outlined square on page 2, column 45, row 45 (DMC 415): start there. Count threads, not holes.
4. Go on from it: picture first, background last. Gray squares are on two pages: stitch them once.
5. Last, two more rows all round, each stitch in the color it lies beside: the opening's edge hides them.

First time? How to needlepoint: flossfield.com/needlepoint/guides/how-to-start/
How to read a chart: flossfield.com/needlepoint/guides/how-to-read-a-chart/

What you need

Canvas: blank mono canvas, 18 mesh (18 threads to the inch), cut 9.5 in square (24.1 cm).

Needle: blunt tapestry, size 22. Also masking tape for the cut edges, and small scissors.

Thread: six-strand floss, 18 colors, about 20 skeins in all (an estimate). Stitch with 4 strands (5 or 6 if canvas shows).

Fit it into a lid: the box or tray, acid-free board and backing. Measure the opening first.
How to fit it into a lid.

Thread list, DMC

			stitches	skeins
●	336	Navy Blue	1,564	2
■	939	Very Dark Navy Blue	1,449	2
▲	922	Light Copper	650	1
◆	918	Dark Red Copper	585	1
▼	934	Black Avocado Green	576	1
★	743	Medium Yellow	456	1
❖	415	Pearl Gray	445	1
X	3856	Ultra Very Light Mahogany	401	1
H	920	Medium Copper	399	1
+	469	Avocado Green	376	1
=	746	Off White	286	1
Z	3712	Medium Salmon	252	1
A	318	Light Steel Gray	160	1
V	166	Medium Light Moss Green	148	1
T	3746	Dark Blue Violet	112	1
N	413	Dark Pewter Gray	90	1
S	154	Very Dark Grape	89	1
K	3853	Dark Autumn Gold	62	1

Skeins are estimates, with the two extra rows: the thread a stitch takes on the front and back of 18 mesh canvas, plus 30 percent, rounded up for each color.

Thread colors are approximate screen matches to DMC numbers. Check against real thread before you buy.

For your own stitching, gifts and handmade pieces you sell. Do not resell or share this PDF or copies of it.

Whimsical jack-o'-lantern and mouse

Needlepoint pattern

Columns 1 to 49, rows 1 to 90. Start at the red outline

This page is the dark part of the chart



Key

- **DMC 336** Navy Blue
- **DMC 939** Very Dark Navy Blue
- **DMC 922** Light Copper
- **DMC 918** Dark Red Copper
- **DMC 934** Black Avocado Green
- **DMC 743** Medium Yellow
- **DMC 415** Pearl Gray
- **DMC 3856** Ultra Very Light Mahogany
- **DMC 920** Medium Copper
- **DMC 469** Avocado Green
- **DMC 746** Off White
- **DMC 3712** Medium Salmon
- **DMC 318** Light Steel Gray
- **DMC 166** Medium Light Moss Green
- **DMC 3746** Dark Blue Violet
- **DMC 413** Dark Pewter Gray
- **DMC 3853** Dark Autumn Gold

Whimsical jack-o'-lantern and mouse Needlepoint pattern

Columns 50 to 90, rows 1 to 90. Gray squares: charted already, do not stitch again

This page is the dark part of the chart

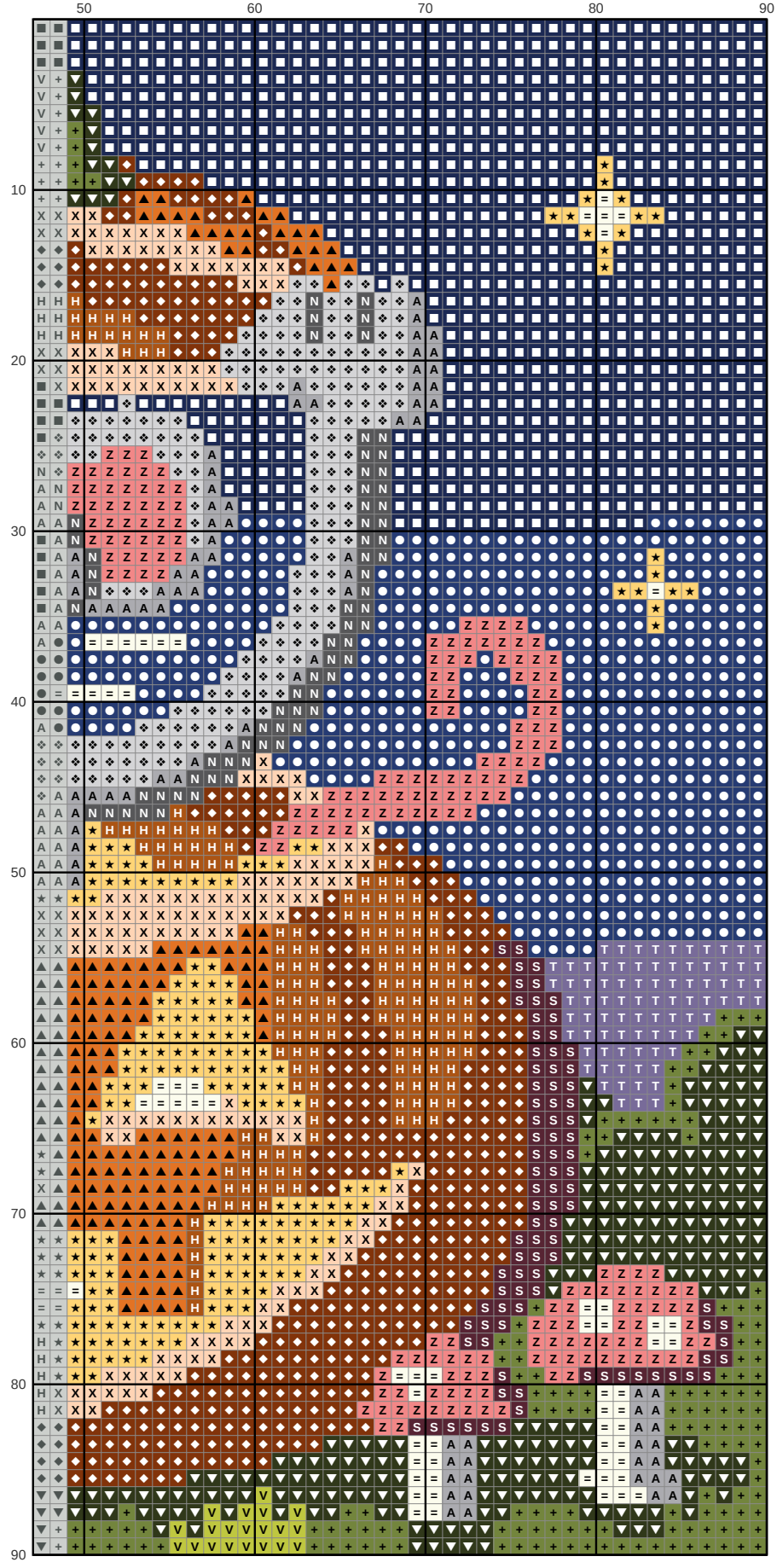

Key

- DMC 336 Navy Blue
- DMC 939 Very Dark Navy Blue
- DMC 922 Light Copper
- DMC 918 Dark Red Copper
- DMC 934 Black Avocado Green
- DMC 743 Medium Yellow
- DMC 415 Pearl Gray
- DMC 3856 Ultra Very Light Mahogany
- DMC 920 Medium Copper
- DMC 469 Avocado Green
- DMC 746 Off White
- DMC 3712 Medium Salmon
- DMC 318 Light Steel Gray
- DMC 166 Medium Light Moss Green
- DMC 3746 Dark Blue Violet
- DMC 413 Dark Pewter Gray
- DMC 154 Very Dark Grape