Whimsical sports jersey on a washline

Needlepoint pattern | 90 x 126 stitches | 5 x 7 in (12.7 x 17.8 cm) on 18 mesh | 20 colors



How to stitch it



1. Each square is one tent stitch, up at 1, down at 2. Lines in continental, right to left, the canvas upside down for the next row; wide areas in basketweave.
2. Cut 18 in of thread. Start and end it without a knot left behind.
3. Mark the middle of the canvas. It is the outlined square on page 2, column 45, row 63 (DMC 726): start there. Count threads, not holes.
4. Go on from it: picture first, background last. Gray squares are on two pages: stitch them once.
5. When it is done, block it square.

First time? How to needlepoint: flossfield.com/needlepoint/guides/how-to-start/
How to read a chart: flossfield.com/needlepoint/guides/how-to-read-a-chart/

What you need

Canvas: blank mono canvas, 18 mesh (18 threads to the inch), cut 9 in wide x 11 in high (22.9 x 27.9 cm).

Needle: blunt tapestry, size 22. Also masking tape for the cut edges, and small scissors.

Thread: six-strand floss, 20 colors, about 22 skeins in all (an estimate). Stitch with 4 strands (5 or 6 if canvas shows).

Frame it: acid-free board and a frame.
How to frame needlepoint.

Thread list, DMC

			stitches	skeins
●	598	Light Turquoise	1,696	2
■	3865	Winter White	1,440	2
▲	726	Light Topaz	1,052	1
◆	703	Chartreuse	955	1
▼	823	Dark Navy Blue	860	1
★	747	Very Light Sky Blue	833	1
❖	3761	Light Sky Blue	799	1
X	472	Ultra Light Avocado Green	692	1
H	701	Light Green	532	1
+	725	Medium Light Topaz	420	1
=	3854	Medium Autumn Gold	370	1
Z	922	Light Copper	321	1
A	3853	Dark Autumn Gold	277	1
V	919	Red Copper	277	1
T	727	Very Light Topaz	272	1
N	739	Ultra Very Light Tan	138	1
S	783	Medium Topaz	132	1
K	3706	Medium Melon	96	1
E	3371	Black Brown	94	1
C	351	Coral	84	1

Skeins are estimates: the thread a stitch takes on the front and back of 18 mesh canvas, plus 30 percent, rounded up for each color.
Thread colors are approximate screen matches to DMC numbers. Check against real thread before you buy.
For your own stitching, gifts and handmade pieces you sell. Do not resell or share this PDF or copies of it.

Whimsical sports jersey on a washline

Needlepoint pattern

Columns 1 to 90, rows 1 to 67. Start at the red outline

This page is the dark part of the chart



Key

- DMC 598 — Light Turquoise
- DMC 3865 — Winter White
- DMC 726 — Light Topaz
- DMC 703 — Chartreuse
- DMC 823 — Dark Navy Blue
- DMC 747 — Very Light Sky Blue
- DMC 3761 — Light Sky Blue
- DMC 472 — Ultra Light Avocado Green
- DMC 701 — Light Green
- DMC 725 — Medium Light Topaz
- DMC 3854 — Medium Autumn Gold
- DMC 922 — Light Copper
- DMC 3853 — Dark Autumn Gold
- DMC 919 — Red Copper
- DMC 727 — Very Light Topaz
- DMC 739 — Ultra Very Light Tan
- DMC 783 — Medium Topaz
- DMC 3706 — Medium Melon
- DMC 3371 — Black Brown
- DMC 351 — Coral

Whimsical sports jersey on a washline

Needlepoint pattern

Columns 1 to 90, rows 68 to 126. Gray squares: charted already, do not stitch again

This page is the dark part of the chart



Key

- DMC 598 Light Turquoise
- DMC 3865 Winter White
- DMC 726 Light Topaz
- DMC 703 Chartreuse
- DMC 823 Dark Navy Blue
- DMC 747 Very Light Sky Blue
- DMC 472 Ultra Light Avocado Green
- DMC 701 Light Green
- DMC 725 Medium Light Topaz
- DMC 3854 Medium Autumn Gold
- DMC 922 Light Copper
- DMC 3853 Dark Autumn Gold
- DMC 919 Red Copper
- DMC 727 Very Light Topaz
- DMC 783 Medium Topaz