Whimsical knife and fork asleep in bed

Needlepoint pattern | 90 x 126 stitches | 5 x 7 in (12.7 x 17.8 cm) on 18 mesh | 17 colors



How to stitch it



1. Each square is one tent stitch, up at 1, down at 2. Lines in continental, right to left, the canvas upside down for the next row; wide areas in basketweave.
2. Cut 18 in of thread. Start and end it without a knot left behind.
3. Mark the middle of the canvas. It is the outlined square on page 2, column 45, row 63 (DMC 210): start there. Count threads, not holes.
4. Go on from it: picture first, background last. Gray squares are on two pages: stitch them once.
5. When it is done, block it square.

First time? How to needlepoint: flossfield.com/needlepoint/guides/how-to-start/
How to read a chart: flossfield.com/needlepoint/guides/how-to-read-a-chart/

What you need

Canvas: blank mono canvas, 18 mesh (18 threads to the inch), cut 9 in wide x 11 in high (22.9 x 27.9 cm).

Needle: blunt tapestry, size 22. Also masking tape for the cut edges, and small scissors.

Thread: six-strand floss, 17 colors, about 20 skeins in all (an estimate). Stitch with 4 strands (5 or 6 if canvas shows).

Frame it: acid-free board and a frame.
How to frame needlepoint.

Thread list, DMC

			stitches	skeins
●	**336**	Navy Blue	3,262	3
□	**434**	Light Brown	1,322	2
▲	**3865**	Winter White	1,038	1
◆	**677**	Very Light Old Gold	674	1
▼	**3822**	Light Straw	573	1
★	**436**	Tan	559	1
❖	**210**	Medium Lavender	531	1
X	**209**	Dark Lavender	476	1
H	**3752**	Very Light Antique Blue	470	1
+	**208**	Very Dark Lavender	435	1
=	**3712**	Medium Salmon	406	1
Z	**801**	Dark Coffee Brown	354	1
A	**932**	Light Antique Blue	303	1
V	**312**	Very Dark Baby Blue	297	1
T	**3820**	Dark Straw	271	1
N	**211**	Light Lavender	217	1
S	**931**	Medium Antique Blue	152	1

Skeins are estimates: the thread a stitch takes on the front and back of 18 mesh canvas, plus 30 percent, rounded up for each color.
Thread colors are approximate screen matches to DMC numbers. Check against real thread before you buy.
For your own stitching, gifts and handmade pieces you sell. Do not resell or share this PDF or copies of it.

Whimsical knife and fork asleep in bed

Needlepoint pattern

Columns 1 to 90, rows 1 to 67. Start at the red outline

This page is the dark part of the chart



Key

- DMC 336 Navy Blue
- DMC 434 Light Brown
- DMC 3865 Winter White
- DMC 677 Very Light Old Gold
- DMC 3822 Light Straw
- DMC 436 Tan
- DMC 210 Medium Lavender
- DMC 209 Dark Lavender
- DMC 3752 Very Light Antique Blue
- DMC 208 Very Dark Lavender
- DMC 3712 Medium Salmon
- DMC 801 Dark Coffee Brown
- DMC 932 Light Antique Blue
- DMC 3820 Dark Straw
- DMC 211 Light Lavender
- DMC 931 Medium Antique Blue

Whimsical knife and fork asleep in bed

Needlepoint pattern

Columns 1 to 90, rows 68 to 126. Gray squares: charted already, do not stitch again

This page is the dark part of the chart



Key

- **DMC 336** Navy Blue
- **DMC 434** Light Brown
- **DMC 3865** Winter White
- **DMC 677** Very Light Old Gold
- **DMC 3822** Light Straw
- **DMC 436** Tan
- **DMC 210** Medium Lavender
- **DMC 209** Dark Lavender
- **DMC 3752** Very Light Antique Blue
- **DMC 208** Very Dark Lavender
- **DMC 3712** Medium Salmon
- **DMC 801** Dark Coffee Brown
- **DMC 932** Light Antique Blue
- **DMC 312** Very Dark Baby Blue
- **DMC 3820** Dark Straw
- **DMC 211** Light Lavender
- **DMC 931** Medium Antique Blue