Whimsical koala asleep by moonlight

Needlepoint pattern | 90 x 126 stitches | 5 x 7 in (12.7 x 17.8 cm) on 18 mesh | 20 colors



How to stitch it



1. Each square is one tent stitch, up at 1, down at 2. Lines in continental, right to left, the canvas upside down for the next row; wide areas in basketweave.
2. Cut 18 in of thread. Start and end it without a knot left behind.
3. Mark the middle of the canvas. It is the outlined square on page 2, column 45, row 63 (DMC 3743): start there. Count threads, not holes.
4. Go on from it: picture first, background last. Gray squares are on two pages: stitch them once.
5. When it is done, block it square.

First time? How to needlepoint: flossfield.com/needlepoint/guides/how-to-start/
How to read a chart: flossfield.com/needlepoint/guides/how-to-read-a-chart/

What you need

Canvas: blank mono canvas, 18 mesh (18 threads to the inch), cut 9 in wide x 11 in high (22.9 x 27.9 cm).

Needle: blunt tapestry, size 22. Also masking tape for the cut edges, and small scissors.

Thread: six-strand floss, 20 colors, about 20 skeins in all (an estimate). Stitch with 4 strands (5 or 6 if canvas shows).

Frame it: acid-free board and a frame.
How to frame needlepoint.

Thread list, DMC

			stitches	skeins
●	**340**	Medium Blue Violet	1,218	1
□	**333**	Very Dark Blue Violet	1,132	1
▲	**453**	Light Shell Gray	1,068	1
◆	**3743**	Very Light Antique Violet	1,036	1
▼	**452**	Medium Shell Gray	884	1
★	**3835**	Medium Grape	804	1
❖	**3834**	Dark Grape	768	1
X	**3823**	Ultra Pale Yellow	645	1
H	**3836**	Light Grape	524	1
+	**28**	Medium Light Eggplant	486	1
=	**3861**	Light Cocoa	380	1
Z	**520**	Dark Fern Green	365	1
A	**522**	Fern Green	359	1
V	**524**	Very Light Fern Green	339	1
T	**153**	Very Light Violet	301	1
N	**745**	Light Pale Yellow	265	1
S	**754**	Light Peach	255	1
K	**3371**	Black Brown	199	1
E	**3733**	Dusty Rose	161	1
C	**3731**	Very Dark Dusty Rose	151	1

Skeins are estimates: the thread a stitch takes on the front and back of 18 mesh canvas, plus 30 percent, rounded up for each color.
Thread colors are approximate screen matches to DMC numbers. Check against real thread before you buy.
For your own stitching, gifts and handmade pieces you sell. Do not resell or share this PDF or copies of it.

Whimsical koala asleep by moonlight

Needlepoint pattern

Columns 1 to 90, rows 1 to 67. Start at the red outline

This page is the dark part of the chart



Key

- DMC 340 Medium Blue Violet
- DMC 333 Very Dark Blue Violet
- DMC 453 Light Shell Gray
- DMC 3743 Very Light Antique Violet
- DMC 452 Medium Shell Gray
- DMC 3835 Medium Grape
- DMC 3834 Dark Grape
- DMC 3823 Ultra Pale Yellow
- DMC 3836 Light Grape
- DMC 28 Medium Light Eggplant
- DMC 3861 Light Cocoa
- DMC 520 Dark Fern Green
- DMC 522 Fern Green
- DMC 524 Very Light Fern Green
- DMC 745 Light Pale Yellow
- DMC 754 Light Peach
- DMC 3371 Black Brown
- DMC 3733 Dusty Rose
- DMC 3731 Very Dark Dusty Rose

Whimsical koala asleep by moonlight

Needlepoint pattern

Columns 1 to 90, rows 68 to 126. Gray squares: charted already, do not stitch again

This page is the dark part of the chart



Key

- ● **DMC 340** Medium Blue Violet
- □ **DMC 333** Very Dark Blue Violet
- ▲ **DMC 453** Light Shell Gray
- ◆ **DMC 3743** Very Light Antique Violet
- ▼ **DMC 452** Medium Shell Gray
- ★ **DMC 3835** Medium Grape
- X **DMC 3823** Ultra Pale Yellow
- H **DMC 3836** Light Grape
- \+ **DMC 28** Medium Light Eggplant
- = **DMC 3861** Light Cocoa
- A **DMC 522** Fern Green
- V **DMC 524** Very Light Fern Green
- T **DMC 153** Very Light Violet
- S **DMC 754** Light Peach
- K **DMC 3371** Black Brown