Whimsical kraken with a lantern

Needlepoint pattern | 90 x 126 stitches | 5 x 7 in (12.7 x 17.8 cm) on 18 mesh | 20 colors



How to stitch it



1. Each square is one tent stitch, up at 1, down at 2. Lines in continental, right to left, the canvas upside down for the next row; wide areas in basketweave.
2. Cut 18 in of thread. Start and end it without a knot left behind.
3. Mark the middle of the canvas. It is the outlined square on page 2, column 45, row 63 (DMC 402): start there. Count threads, not holes.
4. Go on from it: picture first, background last. Gray squares are on two pages: stitch them once.
5. When it is done, block it square.

First time? How to needlepoint: flossfield.com/needlepoint/guides/how-to-start/
How to read a chart: flossfield.com/needlepoint/guides/how-to-read-a-chart/

What you need

Canvas: blank mono canvas, 18 mesh (18 threads to the inch), cut 9 in wide x 11 in high (22.9 x 27.9 cm).

Needle: blunt tapestry, size 22. Also masking tape for the cut edges, and small scissors.

Thread: six-strand floss, 20 colors, about 21 skeins in all (an estimate). Stitch with 4 strands (5 or 6 if canvas shows).

Frame it: acid-free board and a frame.
How to frame needlepoint.

Thread list, DMC

			stitches	skeins
●	**402**	Very Light Mahogany	1,637	2
□	**791**	Very Dark Cornflower Blue	1,218	1
▲	**3778**	Light Terra Cotta	1,051	1
◆	**154**	Very Dark Grape	986	1
▼	**333**	Very Dark Blue Violet	752	1
★	**3722**	Medium Shell Pink	745	1
❖	**315**	Medium Dark Antique Mauve	643	1
X	**945**	Tawny	516	1
H	**340**	Medium Blue Violet	500	1
+	**3847**	Dark Teal Green	484	1
=	**3746**	Dark Blue Violet	421	1
Z	**712**	Cream	361	1
A	**3808**	Ultra Very Dark Turquoise	348	1
V	**3848**	Medium Teal Green	332	1
T	**341**	Light Blue Violet	313	1
N	**778**	Very Light Antique Mauve	294	1
S	**3822**	Light Straw	260	1
K	**898**	Very Dark Coffee Brown	233	1
E	**434**	Light Brown	180	1
C	**782**	Dark Topaz	66	1

Skeins are estimates: the thread a stitch takes on the front and back of 18 mesh canvas, plus 30 percent, rounded up for each color.
Thread colors are approximate screen matches to DMC numbers. Check against real thread before you buy.
For your own stitching, gifts and handmade pieces you sell. Do not resell or share this PDF or copies of it.

Whimsical kraken with a lantern

Needlepoint pattern

Columns 1 to 90, rows 1 to 67. Start at the red outline

This page is the dark part of the chart



Key

- ● **DMC 402** Very Light Mahogany
- □ **DMC 791** Very Dark Cornflower Blue
- ▲ **DMC 3778** Light Terra Cotta
- ▼ **DMC 333** Very Dark Blue Violet
- ★ **DMC 3722** Medium Shell Pink
- ❖ **DMC 315** Medium Dark Antique Mauve
- X **DMC 945** Tawny
- H **DMC 340** Medium Blue Violet
- \+ **DMC 3847** Dark Teal Green
- = **DMC 3746** Dark Blue Violet
- Z **DMC 712** Cream
- V **DMC 3848** Medium Teal Green
- T **DMC 341** Light Blue Violet
- N **DMC 778** Very Light Antique Mauve
- S **DMC 3822** Light Straw
- K **DMC 898** Very Dark Coffee Brown
- E **DMC 434** Light Brown
- C **DMC 782** Dark Topaz

Whimsical kraken with a lantern

Needlepoint pattern

Columns 1 to 90, rows 68 to 126. Gray squares: charted already, do not stitch again

This page is the dark part of the chart

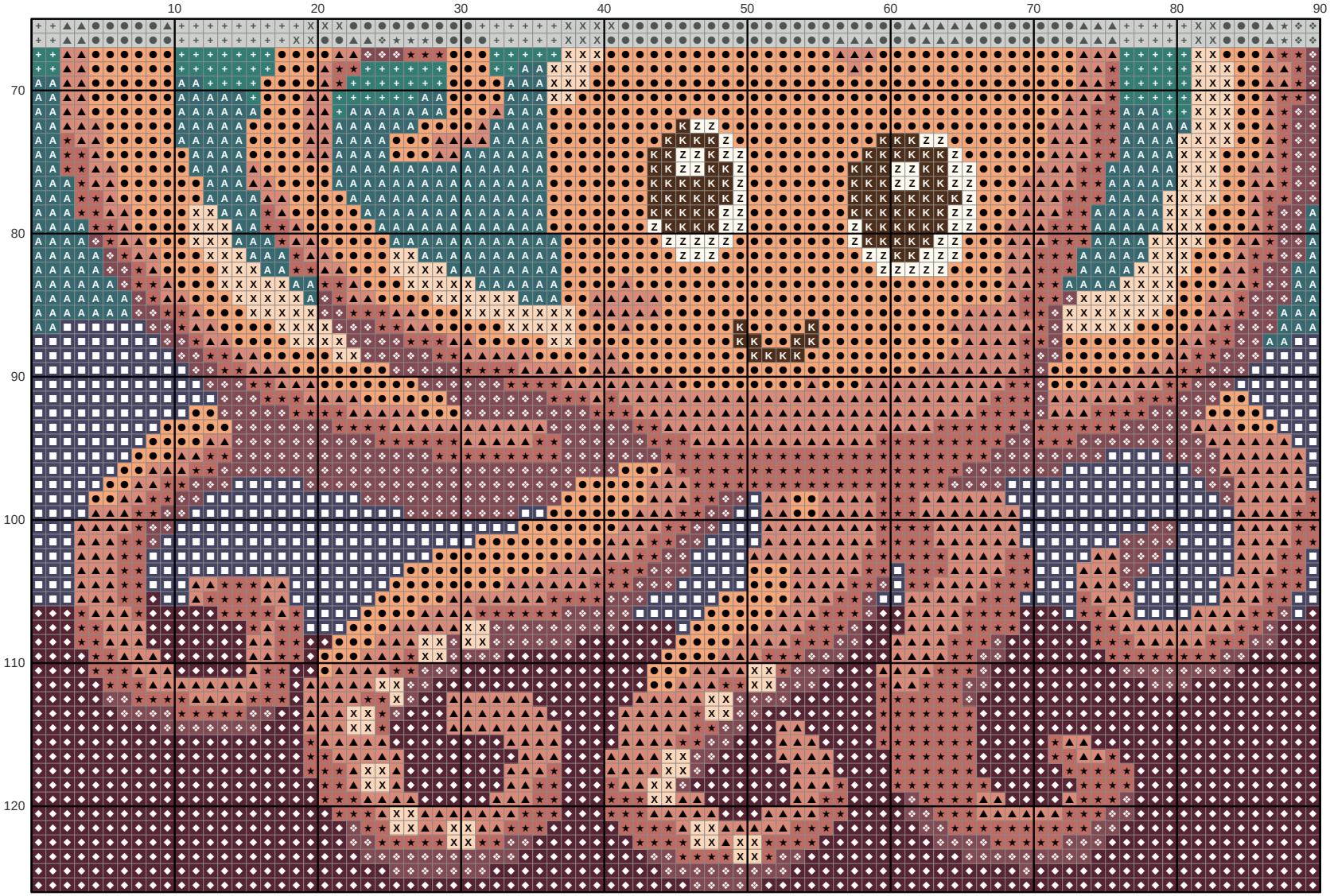

Key

- ● **DMC 402** Very Light Mahogany
- ■ **DMC 791** Very Dark Cornflower Blue
- ▲ **DMC 3778** Light Terra Cotta
- ◆ **DMC 154** Very Dark Grape
- ★ **DMC 3722** Medium Shell Pink
- ❖ **DMC 315** Medium Dark Antique Mauve
- X **DMC 945** Tawny
- \+ **DMC 3847** Dark Teal Green
- Z **DMC 712** Cream
- A **DMC 3808** Ultra Very Dark Turquoise
- K **DMC 898** Very Dark Coffee Brown