Whimsical lattice pie with a blackbird

Needlepoint pattern | 104 x 104 stitches | 8 x 8 in (20.3 x 20.3 cm) on 13 mesh | 18 colors



How to stitch it



1. Each square is one tent stitch, up at 1, down at 2. Lines in continental, right to left, the canvas upside down for the next row; wide areas in basketweave.
2. Cut 18 in of thread. Start and end it without a knot left behind.
3. Mark the middle of the canvas. It is the outlined square on page 2, column 52, row 52 (DMC 3705): start there. Count threads, not holes.
4. Go on from it: picture first, background last. Gray squares are on two pages: stitch them once.
5. Last, two more rows all round, each stitch in the color it lies beside: the seam hides them.

First time? How to needlepoint: flossfield.com/needlepoint/guides/how-to-start/
How to read a chart: flossfield.com/needlepoint/guides/how-to-read-a-chart/

What you need

Canvas: blank mono canvas, 13 mesh (13 threads to the inch), cut 12.5 in square (31.8 cm).

Needle: blunt tapestry, size 20. Also masking tape for the cut edges, and small scissors.

Thread: six-strand floss, 18 colors, about 30 skeins in all (an estimate). Stitch with 7 strands (8 if canvas shows).

Make it a pillow: backing fabric, an insert the size of the stitching or an inch larger, and cord or piping for the edge. How to finish a pillow.

Thread list, DMC

			stitches	skeins
●	3766	Light Peacock Blue	2,989	6
■	B5200	Snow White	1,029	2
▲	400	Dark Mahogany	740	2
◆	3827	Pale Golden Brown	727	2
▼	747	Very Light Sky Blue	721	2
★	939	Very Dark Navy Blue	721	2
❖	321	Red	719	2
X	3823	Ultra Pale Yellow	706	2
H	976	Medium Golden Brown	492	1
+	815	Medium Garnet	441	1
=	471	Very Light Avocado Green	337	1
Z	3705	Dark Melon	306	1
A	312	Very Dark Baby Blue	268	1
V	3346	Hunter Green	240	1
T	334	Medium Baby Blue	133	1
N	3810	Dark Turquoise	109	1
S	726	Light Topaz	105	1
K	741	Medium Tangerine	33	1

Skeins are estimates, with the two extra rows: the thread a stitch takes on the front and back of 13 mesh canvas, plus 30 percent, rounded up for each color.

Thread colors are approximate screen matches to DMC numbers. Check against real thread before you buy.

For your own stitching, gifts and handmade pieces you sell. Do not resell or share this PDF or copies of it.

Whimsical lattice pie with a blackbird

Needlepoint pattern

Columns 1 to 56, rows 1 to 104. Start at the red outline

This page is the dark part of the chart



Key

- **DMC 3766** Light Peacock Blue
- **DMC B5200** Snow White
- **DMC 400** Dark Mahogany
- **DMC 3827** Pale Golden Brown
- **DMC 747** Very Light Sky Blue
- **DMC 939** Very Dark Navy Blue
- **DMC 321** Red
- **DMC 3823** Ultra Pale Yellow
- **DMC 976** Medium Golden Brown
- **DMC 815** Medium Garnet
- **DMC 471** Very Light Avocado Green
- **DMC 3705** Dark Melon
- **DMC 312** Very Dark Baby Blue
- **DMC 3346** Hunter Green
- **DMC 334** Medium Baby Blue
- **DMC 3810** Dark Turquoise
- **DMC 726** Light Topaz
- **DMC 741** Medium Tangerine

Whimsical lattice pie with a blackbird Needlepoint pattern

Columns 57 to 104, rows 1 to 104. Gray squares: charted already, do not stitch again

This page is the dark part of the chart



Key

- DMC 3766 Light Peacock Blue
- DMC B5200 Snow White
- DMC 400 Dark Mahogany
- DMC 3827 Pale Golden Brown
- DMC 747 Very Light Sky Blue
- DMC 939 Very Dark Navy Blue
- DMC 321 Red
- DMC 3823 Ultra Pale Yellow
- DMC 976 Medium Golden Brown
- DMC 815 Medium Garnet
- DMC 471 Very Light Avocado Green
- DMC 3705 Dark Melon
- DMC 312 Very Dark Baby Blue
- DMC 3346 Hunter Green
- DMC 334 Medium Baby Blue
- DMC 3810 Dark Turquoise
- DMC 726 Light Topaz