Whimsical lavender with a bumblebee

Needlepoint pattern | 90 x 90 stitches | 5 x 5 in (12.7 x 12.7 cm) on 18 mesh | 18 colors



How to stitch it



1. Each square is one tent stitch, up at 1, down at 2. Lines in continental, right to left, the canvas upside down for the next row; wide areas in basketweave.
2. Cut 18 in of thread. Start and end it without a knot left behind.
3. Mark the middle of the canvas. It is the outlined square on page 2, column 45, row 45 (DMC 742): start there. Count threads, not holes.
4. Go on from it: picture first, background last. Gray squares are on two pages: stitch them once.
5. Last, two more rows all round, each stitch in the color it lies beside: the opening's edge hides them.

First time? How to needlepoint: flossfield.com/needlepoint/guides/how-to-start/
How to read a chart: flossfield.com/needlepoint/guides/how-to-read-a-chart/

What you need

Canvas: blank mono canvas, 18 mesh (18 threads to the inch), cut 9.5 in square (24.1 cm).

Needle: blunt tapestry, size 22. Also masking tape for the cut edges, and small scissors.

Thread: six-strand floss, 18 colors, about 21 skeins in all (an estimate). Stitch with 4 strands (5 or 6 if canvas shows).

Fit it into a lid: the box or tray, acid-free board and backing. Measure the opening first.
How to fit it into a lid.

Thread list, DMC

			stitches	skeins
●	**3811**	Very Light Turquoise	3,387	4
■	**368**	Light Pistachio Green	606	1
▲	**29**	Eggplant	489	1
◆	**742**	Light Tangerine	456	1
▼	**3865**	Winter White	415	1
★	**3364**	Pine Green	347	1
❖	**801**	Dark Coffee Brown	323	1
X	**3362**	Dark Pine Green	290	1
H	**938**	Ultra Dark Coffee Brown	270	1
+	**351**	Coral	269	1
=	**340**	Medium Blue Violet	223	1
Z	**3348**	Light Yellow Green	218	1
A	**744**	Pale Yellow	209	1
V	**211**	Light Lavender	190	1
T	**3746**	Dark Blue Violet	146	1
N	**815**	Medium Garnet	126	1
S	**931**	Medium Antique Blue	85	1
K	**3853**	Dark Autumn Gold	51	1

Skeins are estimates, with the two extra rows: the thread a stitch takes on the front and back of 18 mesh canvas, plus 30 percent, rounded up for each color.

Thread colors are approximate screen matches to DMC numbers. Check against real thread before you buy.

For your own stitching, gifts and handmade pieces you sell. Do not resell or share this PDF or copies of it.

Whimsical lavender with a bumblebee

Needlepoint pattern

Columns 1 to 49, rows 1 to 90. Start at the red outline

This page is the dark part of the chart



Key

- DMC 3811 — Very Light Turquoise
- DMC 368 — Light Pistachio Green
- DMC 29 — Eggplant
- DMC 742 — Light Tangerine
- DMC 3865 — Winter White
- DMC 3364 — Pine Green
- DMC 801 — Dark Coffee Brown
- DMC 3362 — Dark Pine Green
- DMC 938 — Ultra Dark Coffee Brown
- DMC 351 — Coral
- DMC 340 — Medium Blue Violet
- DMC 3348 — Light Yellow Green
- DMC 744 — Pale Yellow
- DMC 211 — Light Lavender
- DMC 3746 — Dark Blue Violet
- DMC 815 — Medium Garnet
- DMC 931 — Medium Antique Blue
- DMC 3853 — Dark Autumn Gold

Whimsical lavender with a bumblebee

Needlepoint pattern

Columns 50 to 90, rows 1 to 90. Gray squares: charted already, do not stitch again

This page is the dark part of the chart



Key

- ● **DMC 3811** Very Light Turquoise
- ■ **DMC 368** Light Pistachio Green
- ▲ **DMC 29** Eggplant
- ◆ **DMC 742** Light Tangerine
- ▼ **DMC 3865** Winter White
- ★ **DMC 3364** Pine Green
- ❖ **DMC 801** Dark Coffee Brown
- X **DMC 3362** Dark Pine Green
- H **DMC 938** Ultra Dark Coffee Brown
- \+ **DMC 351** Coral
- = **DMC 340** Medium Blue Violet
- Z **DMC 3348** Light Yellow Green
- A **DMC 744** Pale Yellow
- V **DMC 211** Light Lavender
- T **DMC 3746** Dark Blue Violet
- N **DMC 815** Medium Garnet
- S **DMC 931** Medium Antique Blue