Whimsical Libra the scales

Needlepoint pattern | 90 x 90 stitches | 5 x 5 in (12.7 x 12.7 cm) on 18 mesh | 18 colors



How to stitch it



1. Each square is one tent stitch, up at 1, down at 2. Lines in continental, right to left, the canvas upside down for the next row; wide areas in basketweave.
2. Cut 18 in of thread. Start and end it without a knot left behind.
3. Mark the middle of the canvas. It is the outlined square on page 2, column 45, row 45 (DMC 3854): start there. Count threads, not holes.
4. Go on from it: picture first, background last. Gray squares are on two pages: stitch them once.
5. Last, two more rows all round, each stitch in the color it lies beside: the opening's edge hides them.

First time? How to needlepoint: flossfield.com/needlepoint/guides/how-to-start/
How to read a chart: flossfield.com/needlepoint/guides/how-to-read-a-chart/

What you need

Canvas: blank mono canvas, 18 mesh (18 threads to the inch), cut 9.5 in square (24.1 cm).

Needle: blunt tapestry, size 22. Also masking tape for the cut edges, and small scissors.

Thread: six-strand floss, 18 colors, about 21 skeins in all (an estimate). Stitch with 4 strands (5 or 6 if canvas shows).

Fit it into a lid: the box or tray, acid-free board and backing. Measure the opening first.
How to fit it into a lid.

Thread list, DMC

			stitches	skeins
●	**939**	Very Dark Navy Blue	1,682	2
■	**336**	Navy Blue	1,359	2
▲	**32**	Dark Blueberry	1,350	2
◆	**783**	Medium Topaz	553	1
▼	**210**	Medium Lavender	476	1
★	**3853**	Dark Autumn Gold	435	1
❖	**3822**	Light Straw	345	1
X	**208**	Very Dark Lavender	337	1
H	**921**	Copper	289	1
+	**3078**	Very Light Golden Yellow	263	1
=	**3820**	Dark Straw	220	1
Z	**3854**	Medium Autumn Gold	177	1
A	**712**	Cream	164	1
V	**780**	Ultra Very Dark Topaz	149	1
T	**3731**	Very Dark Dusty Rose	113	1
N	**153**	Very Light Violet	96	1
S	**761**	Light Salmon	47	1
K	**300**	Very Dark Mahogany	45	1

Skeins are estimates, with the two extra rows: the thread a stitch takes on the front and back of 18 mesh canvas, plus 30 percent, rounded up for each color.

Thread colors are approximate screen matches to DMC numbers. Check against real thread before you buy.

For your own stitching, gifts and handmade pieces you sell. Do not resell or share this PDF or copies of it.

Whimsical Libra the scales Needlepoint pattern

Columns 1 to 49, rows 1 to 90. Start at the red outline

This page is the dark part of the chart

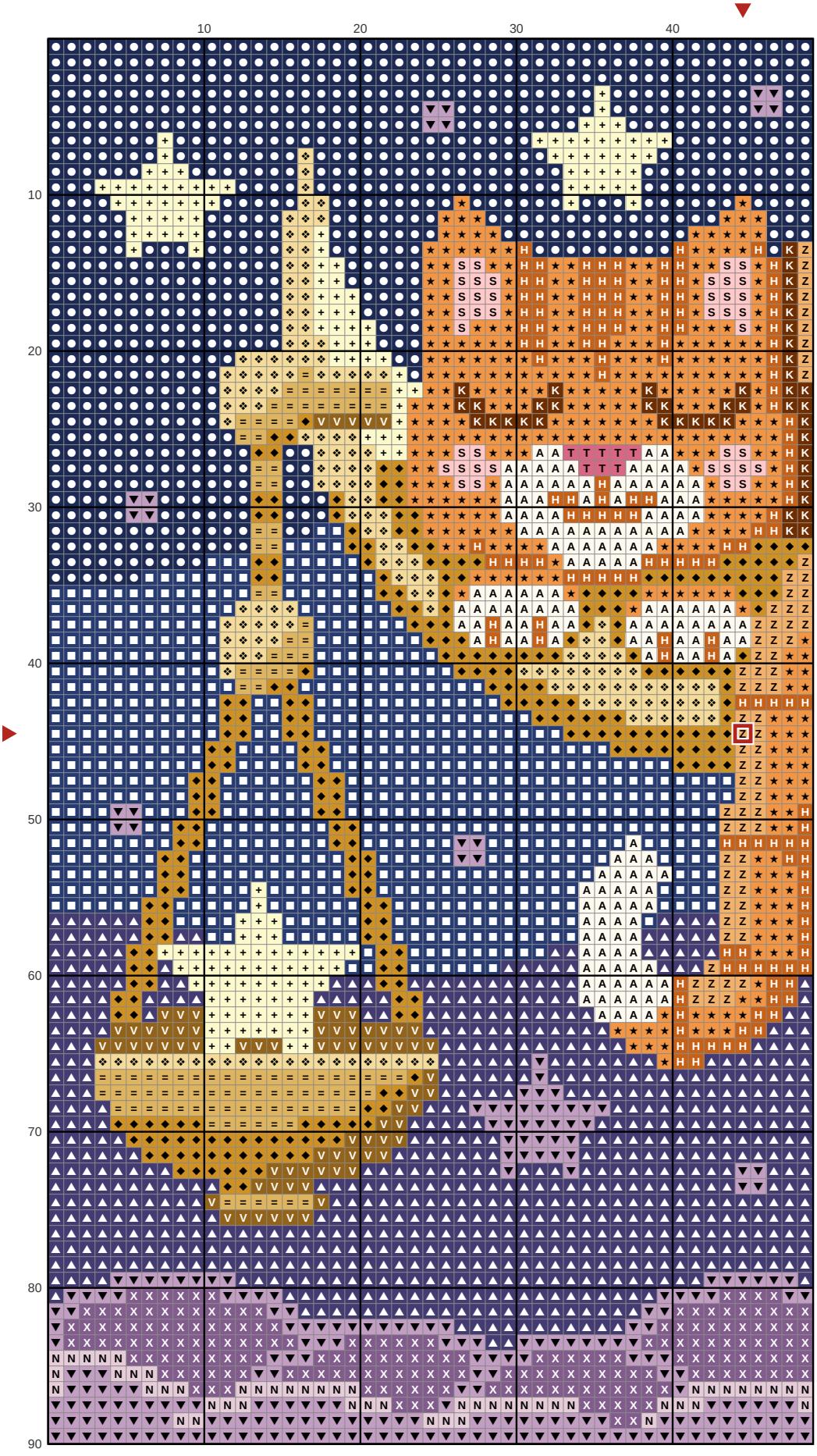

Key

- **DMC 939** Very Dark Navy Blue
- **DMC 336** Navy Blue
- **DMC 32** Dark Blueberry
- **DMC 783** Medium Topaz
- **DMC 210** Medium Lavender
- **DMC 3853** Dark Autumn Gold
- **DMC 3822** Light Straw
- **DMC 208** Very Dark Lavender
- **DMC 921** Copper
- **DMC 3078** Very Light Golden Yellow
- **DMC 3820** Dark Straw
- **DMC 3854** Medium Autumn Gold
- **DMC 712** Cream
- **DMC 780** Ultra Very Dark Topaz
- **DMC 3731** Very Dark Dusty Rose
- **DMC 153** Very Light Violet
- **DMC 761** Light Salmon
- **DMC 300** Very Dark Mahogany

Whimsical Libra the scales Needlepoint pattern

Columns 50 to 90, rows 1 to 90. Gray squares: charted already, do not stitch again

This page is the dark part of the chart

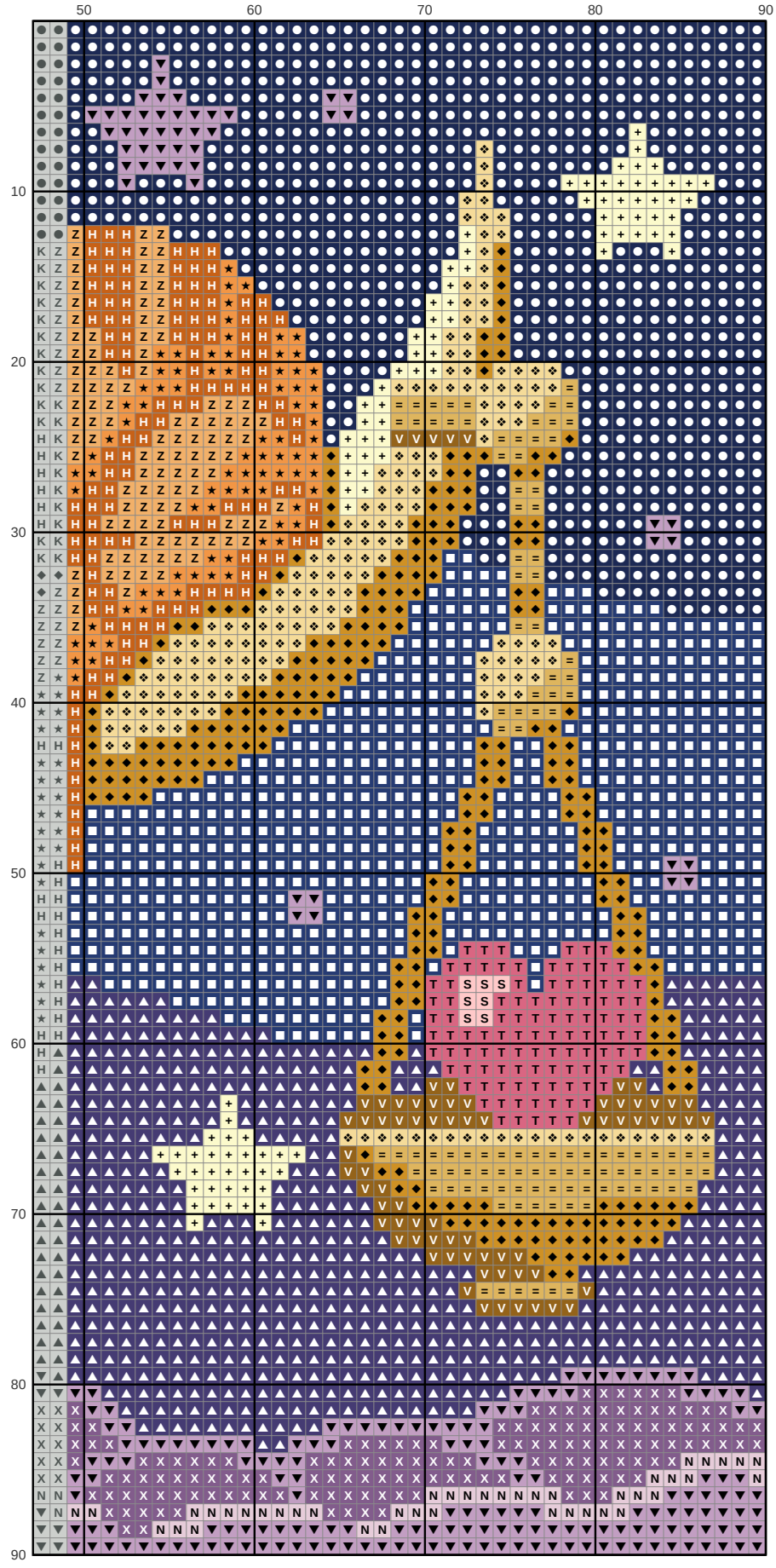

Key

- DMC 939 Very Dark Navy Blue
- DMC 336 Navy Blue
- DMC 32 Dark Blueberry
- DMC 783 Medium Topaz
- DMC 210 Medium Lavender
- DMC 3853 Dark Autumn Gold
- DMC 3822 Light Straw
- DMC 208 Very Dark Lavender
- DMC 921 Copper
- DMC 3078 Very Light Golden Yellow
- DMC 3820 Dark Straw
- DMC 3854 Medium Autumn Gold
- DMC 780 Ultra Very Dark Topaz
- DMC 3731 Very Dark Dusty Rose
- DMC 153 Very Light Violet
- DMC 761 Light Salmon