Whimsical licorice allsorts tower

Needlepoint pattern | 90 x 126 stitches | 5 x 7 in (12.7 x 17.8 cm) on 18 mesh | 20 colors



How to stitch it



1. Each square is one tent stitch, up at 1, down at 2. Lines in continental, right to left, the canvas upside down for the next row; wide areas in basketweave.
2. Cut 18 in of thread. Start and end it without a knot left behind.
3. Mark the middle of the canvas. It is the outlined square on page 2, column 45, row 63 (DMC 743): start there. Count threads, not holes.
4. Go on from it: picture first, background last. Gray squares are on two pages: stitch them once.
5. When it is done, block it square.

First time? How to needlepoint: flossfield.com/needlepoint/guides/how-to-start/
How to read a chart: flossfield.com/needlepoint/guides/how-to-read-a-chart/

What you need

Canvas: blank mono canvas, 18 mesh (18 threads to the inch), cut 9 in wide x 11 in high (22.9 x 27.9 cm).

Needle: blunt tapestry, size 22. Also masking tape for the cut edges, and small scissors.

Thread: six-strand floss, 20 colors, about 24 skeins in all (an estimate). Stitch with 4 strands (5 or 6 if canvas shows).

Frame it: acid-free board and a frame.
How to frame needlepoint.

Thread list, DMC

			stitches	skeins
●	**341**	Light Blue Violet	6,060	5
■	**310**	Black	1,163	1
▲	**712**	Cream	695	1
◆	**743**	Medium Yellow	470	1
▼	**603**	Cranberry	433	1
★	**156**	Medium Light Blue Violet	348	1
❖	**437**	Light Tan	327	1
X	**721**	Medium Orange Spice	319	1
H	**739**	Ultra Very Light Tan	268	1
+	**3740**	Dark Antique Violet	220	1
=	**3809**	Very Dark Turquoise	185	1
Z	**920**	Medium Copper	153	1
A	**783**	Medium Topaz	138	1
V	**3835**	Medium Grape	134	1
T	**414**	Dark Steel Gray	112	1
N	**963**	Ultra Very Light Dusty Rose	91	1
S	**807**	Peacock Blue	69	1
K	**3825**	Pale Pumpkin	62	1
E	**318**	Light Steel Gray	61	1
C	**3811**	Very Light Turquoise	32	1

Skeins are estimates: the thread a stitch takes on the front and back of 18 mesh canvas, plus 30 percent, rounded up for each color.
Thread colors are approximate screen matches to DMC numbers. Check against real thread before you buy.
For your own stitching, gifts and handmade pieces you sell. Do not resell or share this PDF or copies of it.

Whimsical licorice allsorts tower

Needlepoint pattern

Columns 1 to 90, rows 1 to 67. Start at the red outline

This page is the dark part of the chart



Key

- DMC 341 Light Blue Violet
- DMC 310 Black
- DMC 712 Cream
- DMC 743 Medium Yellow
- DMC 603 Cranberry
- DMC 156 Medium Light Blue Violet
- DMC 437 Light Tan
- DMC 721 Medium Orange Spice
- DMC 739 Ultra Very Light Tan
- DMC 3740 Dark Antique Violet
- DMC 3809 Very Dark Turquoise
- DMC 920 Medium Copper
- DMC 783 Medium Topaz
- DMC 3835 Medium Grape
- DMC 414 Dark Steel Gray
- DMC 807 Peacock Blue
- DMC 3825 Pale Pumpkin
- DMC 318 Light Steel Gray
- DMC 3811 Very Light Turquoise

Whimsical licorice allsorts tower

Needlepoint pattern

Columns 1 to 90, rows 68 to 126. Gray squares: charted already, do not stitch again

This page is the dark part of the chart



Key

- DMC 341 Light Blue Violet
- DMC 310 Black
- DMC 712 Cream
- DMC 743 Medium Yellow
- DMC 603 Cranberry
- DMC 156 Medium Light Blue Violet
- DMC 437 Light Tan
- DMC 721 Medium Orange Spice
- DMC 739 Ultra Very Light Tan
- DMC 3740 Dark Antique Violet
- DMC 920 Medium Copper
- DMC 783 Medium Topaz
- DMC 3835 Medium Grape
- DMC 963 Ultra Very Light Dusty Rose
- DMC 3825 Pale Pumpkin