Whimsical rainbow lorikeet upside down

Needlepoint pattern | 130 x 130 stitches | 10 x 10 in (25.4 x 25.4 cm) on 13 mesh | 20 colors



How to stitch it



1. Each square is one tent stitch, up at 1, down at 2. Lines in continental, right to left, the canvas upside down for the next row; wide areas in basketweave.
2. Cut 18 in of thread. Start and end it without a knot left behind.
3. Mark the middle of the canvas. It is the outlined square on page 2, column 65, row 65 (DMC 995): start there. Count threads, not holes.
4. Go on from it: picture first, background last. Gray squares are on two pages: stitch them once.
5. Last, two more rows all round in DMC 828: the seam hides them.

First time? How to needlepoint: flossfield.com/needlepoint/guides/how-to-start/
How to read a chart: flossfield.com/needlepoint/guides/how-to-read-a-chart/

What you need

Canvas: blank mono canvas, 13 mesh (13 threads to the inch), cut 14.5 in square (36.8 cm).

Needle: blunt tapestry, size 20. Also masking tape for the cut edges, and small scissors.

Thread: six-strand floss, 20 colors, about 38 skeins in all (an estimate). Stitch with 7 strands (8 if canvas shows).

Make it a pillow: backing fabric, an insert the size of the stitching or an inch larger, and cord or piping for the edge. How to finish a pillow.

Thread list, DMC

			stitches	skeins
●	**828**	Ultra Very Light Sky Blue	6,599	12
■	**3818**	Ultra Very Dark Emerald Green	1,641	3
▲	**3806**	Light Cyclamen Pink	1,056	2
◆	**815**	Medium Garnet	1,025	2
▼	**702**	Kelly Green	908	2
★	**797**	Royal Blue	772	2
❖	**898**	Very Dark Coffee Brown	705	2
X	**907**	Light Parrot Green	642	1
H	**823**	Dark Navy Blue	540	1
+	**740**	Tangerine	412	1
=	**992**	Light Aquamarine	401	1
Z	**725**	Medium Light Topaz	382	1
A	**3804**	Dark Cyclamen Pink	327	1
V	**3847**	Dark Teal Green	323	1
T	**606**	Bright Orange-Red	300	1
N	**995**	Dark Electric Blue	273	1
S	**433**	Medium Brown	264	1
K	**436**	Tan	165	1
E	**318**	Light Steel Gray	120	1
C	**3823**	Ultra Pale Yellow	45	1

Skeins are estimates, with the two extra rows: the thread a stitch takes on the front and back of 13 mesh canvas, plus 30 percent, rounded up for each color.

Thread colors are approximate screen matches to DMC numbers. Check against real thread before you buy.

For your own stitching, gifts and handmade pieces you sell. Do not resell or share this PDF or copies of it.

Whimsical rainbow lorikeet upside down

Needlepoint pattern

Columns 1 to 69, rows 1 to 69. Start at the red outline

This page is the dark part of the chart



Key

- ● **DMC 828** Ultra Very Light Sky Blue
- ■ **DMC 3818** Ultra Very Dark Emerald Green
- ▲ **DMC 3806** Light Cyclamen Pink
- ◆ **DMC 815** Medium Garnet
- ▼ **DMC 702** Kelly Green
- ★ **DMC 797** Royal Blue
- ❖ **DMC 898** Very Dark Coffee Brown
- X **DMC 907** Light Parrot Green
- H **DMC 823** Dark Navy Blue
- \+ **DMC 740** Tangerine
- = **DMC 992** Light Aquamarine
- Z **DMC 725** Medium Light Topaz
- A **DMC 3804** Dark Cyclamen Pink
- V **DMC 3847** Dark Teal Green
- N **DMC 995** Dark Electric Blue
- S **DMC 433** Medium Brown
- K **DMC 436** Tan
- E **DMC 318** Light Steel Gray
- C **DMC 3823** Ultra Pale Yellow

Whimsical rainbow lorikeet upside down Needlepoint pattern

Columns 70 to 130, rows 1 to 69. Gray squares: charted already, do not stitch again

This page is the dark part of the chart



Key

- ● **DMC 828** Ultra Very Light Sky Blue
- ■ **DMC 3818** Ultra Very Dark Emerald Green
- ◆ **DMC 815** Medium Garnet
- ▼ **DMC 702** Kelly Green
- ★ **DMC 797** Royal Blue
- ❖ **DMC 898** Very Dark Coffee Brown
- X **DMC 907** Light Parrot Green
- H **DMC 823** Dark Navy Blue
- \+ **DMC 740** Tangerine
- = **DMC 992** Light Aquamarine
- Z **DMC 725** Medium Light Topaz
- V **DMC 3847** Dark Teal Green
- N **DMC 995** Dark Electric Blue
- S **DMC 433** Medium Brown
- K **DMC 436** Tan
- E **DMC 318** Light Steel Gray
- C **DMC 3823** Ultra Pale Yellow

Whimsical rainbow lorikeet upside down Needlepoint pattern

Columns 1 to 69, rows 70 to 130. Gray squares: charted already, do not stitch again

This page is the dark part of the chart



Key

- ● **DMC 828** Ultra Very Light Sky Blue
- ■ **DMC 3818** Ultra Very Dark Emerald Green
- ▲ **DMC 3806** Light Cyclamen Pink
- ◆ **DMC 815** Medium Garnet
- ▼ **DMC 702** Kelly Green
- ★ **DMC 797** Royal Blue
- X **DMC 907** Light Parrot Green
- H **DMC 823** Dark Navy Blue
- \+ **DMC 740** Tangerine
- Z **DMC 725** Medium Light Topaz
- A **DMC 3804** Dark Cyclamen Pink
- T **DMC 606** Bright Orange-Red
- N **DMC 995** Dark Electric Blue
- C **DMC 3823** Ultra Pale Yellow

Whimsical rainbow lorikeet upside down

Needlepoint pattern

Columns 70 to 130, rows 70 to 130. Gray squares: charted already, do not stitch again

This page is the dark part of the chart



Key

- ● **DMC 828** Ultra Very Light Sky Blue
- ■ **DMC 3818** Ultra Very Dark Emerald Green
- ▲ **DMC 3806** Light Cyclamen Pink
- ◆ **DMC 815** Medium Garnet
- ▼ **DMC 702** Kelly Green
- ❖ **DMC 898** Very Dark Coffee Brown
- X **DMC 907** Light Parrot Green
- H **DMC 823** Dark Navy Blue
- \+ **DMC 740** Tangerine
- = **DMC 992** Light Aquamarine
- Z **DMC 725** Medium Light Topaz
- A **DMC 3804** Dark Cyclamen Pink
- V **DMC 3847** Dark Teal Green
- T **DMC 606** Bright Orange-Red
- N **DMC 995** Dark Electric Blue