Whimsical moon lander and moon rabbit

Needlepoint pattern | 90 x 90 stitches | 5 x 5 in (12.7 x 12.7 cm) on 18 mesh | 18 colors



How to stitch it



1. Each square is one tent stitch, up at 1, down at 2. Lines in continental, right to left, the canvas upside down for the next row; wide areas in basketweave.
2. Cut 18 in of thread. Start and end it without a knot left behind.
3. Mark the middle of the canvas. It is the outlined square on page 2, column 45, row 45 (DMC 823): start there. Count threads, not holes.
4. Go on from it: picture first, background last. Gray squares are on two pages: stitch them once.
5. Last, two more rows all round, each stitch in the color it lies beside: the opening's edge hides them.

First time? How to needlepoint: flossfield.com/needlepoint/guides/how-to-start/
How to read a chart: flossfield.com/needlepoint/guides/how-to-read-a-chart/

What you need

Canvas: blank mono canvas, 18 mesh (18 threads to the inch), cut 9.5 in square (24.1 cm).

Needle: blunt tapestry, size 22. Also masking tape for the cut edges, and small scissors.

Thread: six-strand floss, 18 colors, about 21 skeins in all (an estimate). Stitch with 4 strands (5 or 6 if canvas shows).

Fit it into a lid: the box or tray, acid-free board and backing. Measure the opening first.
How to fit it into a lid.

Thread list, DMC

			stitches	skeins
●	823	Dark Navy Blue	2,428	3
■	3743	Very Light Antique Violet	1,475	2
▲	BLANC	White	628	1
◆	3733	Dusty Rose	486	1
▼	743	Medium Yellow	382	1
★	3350	Ultra Dark Dusty Rose	367	1
❖	783	Medium Topaz	298	1
X	563	Light Jade	279	1
H	3746	Dark Blue Violet	262	1
+	3755	Baby Blue	254	1
=	3325	Light Baby Blue	232	1
Z	502	Blue Green	221	1
A	799	Medium Delft Blue	199	1
V	340	Medium Blue Violet	198	1
T	3823	Ultra Pale Yellow	171	1
N	745	Light Pale Yellow	106	1
S	26	Pale Lavender	97	1
K	504	Very Light Blue Green	17	1

Skeins are estimates, with the two extra rows: the thread a stitch takes on the front and back of 18 mesh canvas, plus 30 percent, rounded up for each color.

Thread colors are approximate screen matches to DMC numbers. Check against real thread before you buy.

For your own stitching, gifts and handmade pieces you sell. Do not resell or share this PDF or copies of it.

Whimsical moon lander and moon rabbit

Needlepoint pattern

Columns 1 to 49, rows 1 to 90. Start at the red outline

This page is the dark part of the chart



Key

- **DMC 823** Dark Navy Blue
- **DMC 3743** Very Light Antique Violet
- **DMC BLANC** White
- **DMC 3733** Dusty Rose
- **DMC 743** Medium Yellow
- **DMC 3350** Ultra Dark Dusty Rose
- **DMC 783** Medium Topaz
- **X** **DMC 563** Light Jade
- **H** **DMC 3746** Dark Blue Violet
- **+** **DMC 3755** Baby Blue
- **=** **DMC 3325** Light Baby Blue
- **Z** **DMC 502** Blue Green
- **A** **DMC 799** Medium Delft Blue
- **V** **DMC 340** Medium Blue Violet
- **T** **DMC 3823** Ultra Pale Yellow
- **N** **DMC 745** Light Pale Yellow
- **S** **DMC 26** Pale Lavender

Whimsical moon lander and moon rabbit Needlepoint pattern

Columns 50 to 90, rows 1 to 90. Gray squares: charted already, do not stitch again

This page is the dark part of the chart



Key

- ● **DMC 823** Dark Navy Blue
- ■ **DMC 3743** Very Light Antique Violet
- ▲ **DMC BLANC** White
- ◆ **DMC 3733** Dusty Rose
- ▼ **DMC 743** Medium Yellow
- ★ **DMC 3350** Ultra Dark Dusty Rose
- ❖ **DMC 783** Medium Topaz
- **X** **DMC 563** Light Jade
- **Z** **DMC 502** Blue Green
- **A** **DMC 799** Medium Delft Blue
- **V** **DMC 340** Medium Blue Violet
- **T** **DMC 3823** Ultra Pale Yellow
- **N** **DMC 745** Light Pale Yellow
- **S** **DMC 26** Pale Lavender
- **K** **DMC 504** Very Light Blue Green