Whimsical mailbox on a snail

Needlepoint pattern | 140 x 140 stitches | 14 x 14 in (35.6 x 35.6 cm) on 10 mesh | 23 colors



How to stitch it



1. Each square is one tent stitch, up at 1, down at 2. Lines in continental, right to left, the canvas upside down for the next row; wide areas in basketweave.
2. Cut 18 in of thread. Start and end it without a knot left behind.
3. Mark the middle of the canvas. It is the outlined square on page 2, column 70, row 70 (DMC 815): start there. Count threads, not holes.
4. Go on from it: picture first, background last. Gray squares are on two pages: stitch them once.
5. Last, two more rows all round, each stitch in the color it lies beside: the seam hides them.

First time? How to needlepoint: flossfield.com/needlepoint/guides/how-to-start/
How to read a chart: flossfield.com/needlepoint/guides/how-to-read-a-chart/

What you need

Canvas: blank mono canvas, 10 mesh (10 threads to the inch), cut 18.5 in square (47 cm).

Needle: blunt tapestry, size 18. Also masking tape for the cut edges, and small scissors.

Thread: pearl cotton size 3, 23 colors, about 44 skeins in all (an estimate). Stitch with 2 lengths together.

Make it a pillow: backing fabric, an insert the size of the stitching or an inch larger, and cord or piping for the edge. How to finish a pillow.

Thread list, DMC

			stitches	skeins
●	**3865**	Winter White	3,413	6
■	**321**	Red	2,338	4
▲	**797**	Royal Blue	2,193	4
◆	**3841**	Pale Baby Blue	2,024	4
▼	**3325**	Light Baby Blue	1,747	3
★	**3855**	Light Autumn Gold	1,640	3
❖	**3347**	Medium Yellow Green	1,177	2
X	**3705**	Dark Melon	804	2
H	**3827**	Pale Golden Brown	677	2
+	**3348**	Light Yellow Green	655	1
=	**801**	Dark Coffee Brown	512	1
Z	**743**	Medium Yellow	482	1
A	**3345**	Dark Hunter Green	407	1
V	**815**	Medium Garnet	364	1
T	**775**	Very Light Baby Blue	306	1
N	**895**	Very Dark Hunter Green	175	1
S	**3371**	Black Brown	150	1
K	**780**	Ultra Very Dark Topaz	148	1
E	**3823**	Ultra Pale Yellow	145	1
C	**498**	Dark Red	144	1
P	**3820**	Dark Straw	51	1
U	**799**	Medium Delft Blue	26	1
L	**352**	Light Coral	22	1

Skeins are estimates, with the two extra rows: the thread a stitch takes on the front and back of 10 mesh canvas, plus 30 percent, rounded up for each color.

Thread colors are approximate screen matches to DMC numbers. Check against real thread before you buy.

For your own stitching, gifts and handmade pieces you sell. Do not resell or share this PDF or copies of it.

Whimsical mailbox on a snail Needlepoint pattern

Columns 1 to 74, rows 1 to 74. Start at the red outline

This page is the dark part of the chart



Key

- ● **DMC 3865** Winter White
- ■ **DMC 321** Red
- ▲ **DMC 797** Royal Blue
- ◆ **DMC 3841** Pale Baby Blue
- ▼ **DMC 3325** Light Baby Blue
- ★ **DMC 3855** Light Autumn Gold
- X **DMC 3705** Dark Melon
- = **DMC 801** Dark Coffee Brown
- Z **DMC 743** Medium Yellow
- V **DMC 815** Medium Garnet
- T **DMC 775** Very Light Baby Blue
- K **DMC 780** Ultra Very Dark Topaz
- P **DMC 3820** Dark Straw

Whimsical mailbox on a snail Needlepoint pattern

Columns 75 to 140, rows 1 to 74. Gray squares: charted already, do not stitch again

This page is the dark part of the chart



Key

- ● **DMC 3865** Winter White
- ■ **DMC 321** Red
- ▲ **DMC 797** Royal Blue
- ◆ **DMC 3841** Pale Baby Blue
- ▼ **DMC 3325** Light Baby Blue
- ★ **DMC 3855** Light Autumn Gold
- H **DMC 3827** Pale Golden Brown
- = **DMC 801** Dark Coffee Brown
- Z **DMC 743** Medium Yellow
- T **DMC 775** Very Light Baby Blue
- S **DMC 3371** Black Brown
- E **DMC 3823** Ultra Pale Yellow
- U **DMC 799** Medium Delft Blue
- L **DMC 352** Light Coral

Whimsical mailbox on a snail Needlepoint pattern

Columns 1 to 74, rows 75 to 140. Gray squares: charted already, do not stitch again

This page is the dark part of the chart



Key

- ● **DMC 3865** Winter White
- **DMC 321** Red
- ▲ **DMC 797** Royal Blue
- ★ **DMC 3855** Light Autumn Gold
- ❖ **DMC 3347** Medium Yellow Green
- X **DMC 3705** Dark Melon
- H **DMC 3827** Pale Golden Brown
- \+ **DMC 3348** Light Yellow Green
- = **DMC 801** Dark Coffee Brown
- Z **DMC 743** Medium Yellow
- A **DMC 3345** Dark Hunter Green
- V **DMC 815** Medium Garnet
- T **DMC 775** Very Light Baby Blue
- N **DMC 895** Very Dark Hunter Green
- E **DMC 3823** Ultra Pale Yellow
- C **DMC 498** Dark Red
- P **DMC 3820** Dark Straw

Whimsical mailbox on a snail Needlepoint pattern

Columns 75 to 140, rows 75 to 140. Gray squares: charted already, do not stitch again

This page is the dark part of the chart

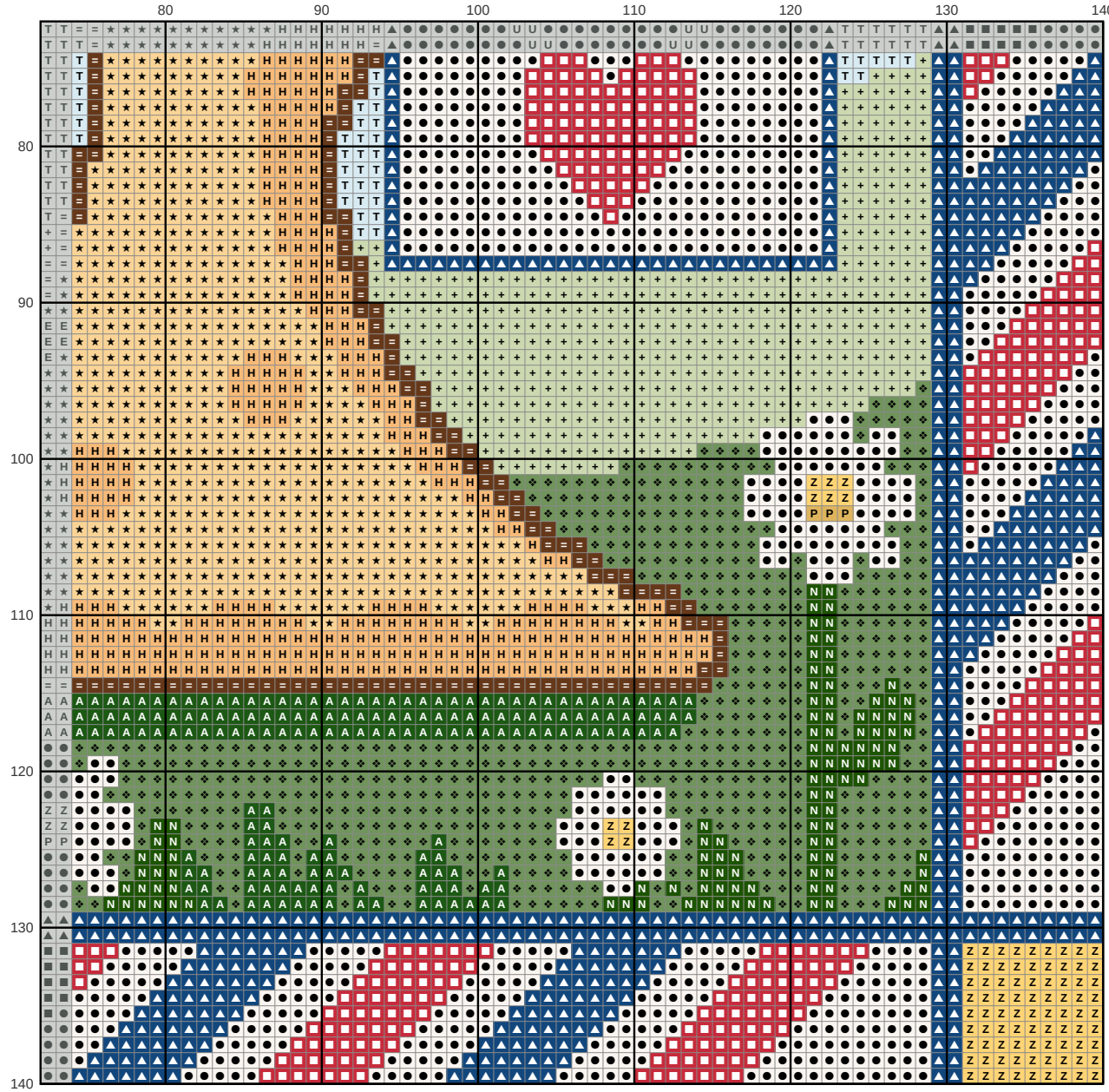

Key

- ● **DMC 3865** Winter White
- **DMC 321** Red
- **DMC 797** Royal Blue
- ★ **DMC 3855** Light Autumn Gold
- ❖ **DMC 3347** Medium Yellow Green
- **H** **DMC 3827** Pale Golden Brown
- **+** **DMC 3348** Light Yellow Green
- **=** **DMC 801** Dark Coffee Brown
- **Z** **DMC 743** Medium Yellow
- **A** **DMC 3345** Dark Hunter Green
- **T** **DMC 775** Very Light Baby Blue
- **N** **DMC 895** Very Dark Hunter Green
- **P** **DMC 3820** Dark Straw