# Whimsical mandarin fish

Needlepoint pattern | 90 x 90 stitches | 5 x 5 in (12.7 x 12.7 cm) on 18 mesh | 16 colors



## How to stitch it




1. Each square is one tent stitch, up at 1, down at 2. Lines in continental, right to left, the canvas upside down for the next row; wide areas in basketweave.
2. Cut 18 in of thread. Start and end it without a knot left behind.
3. Mark the middle of the canvas. It is the outlined square on page 2, column 45, row 45 (DMC 959): start there. Count threads, not holes.
4. Go on from it: picture first, background last. Gray squares are on two pages: stitch them once.
5. Last, two more rows all round, each stitch in the color it lies beside: the opening's edge hides them.

First time? How to needlepoint: flossfield.com/needlepoint/guides/how-to-start/
How to read a chart: flossfield.com/needlepoint/guides/how-to-read-a-chart/

## What you need

**Canvas:** blank mono canvas, 18 mesh (18 threads to the inch), cut 9.5 in square (24.1 cm).

**Needle:** blunt tapestry, size 22. Also masking tape for the cut edges, and small scissors.

**Thread:** six-strand floss, 16 colors, about 17 skeins in all (an estimate). Stitch with 4 strands (5 or 6 if canvas shows).

**Fit it into a lid:** the box or tray, acid-free board and backing. Measure the opening first.
How to fit it into a lid.

## Thread list, DMC

| | | | stitches | skeins |
|---|---|---|---|---|
| ● | **35** | Very Dark Fuchsia | 1,521 | 2 |
| ■ | **797** | Royal Blue | 1,009 | 1 |
| ▲ | **740** | Tangerine | 839 | 1 |
| ◆ | **823** | Dark Navy Blue | 732 | 1 |
| ▼ | **3685** | Very Dark Mauve | 671 | 1 |
| ★ | **996** | Medium Electric Blue | 632 | 1 |
| ❖ | **3687** | Mauve | 609 | 1 |
| X | **29** | Eggplant | 429 | 1 |
| H | **3688** | Medium Mauve | 388 | 1 |
| + | **550** | Very Dark Violet | 381 | 1 |
| = | **946** | Medium Burnt Orange | 259 | 1 |
| Z | **959** | Medium Seagreen | 255 | 1 |
| A | **742** | Light Tangerine | 188 | 1 |
| V | **995** | Dark Electric Blue | 161 | 1 |
| T | **321** | Red | 22 | 1 |
| N | **BLANC** | White | 4 | 1 |

Skeins are estimates, with the two extra rows: the thread a stitch takes on the front and back of 18 mesh canvas, plus 30 percent, rounded up for each color.

Thread colors are approximate screen matches to DMC numbers. Check against real thread before you buy.

For your own stitching, gifts and handmade pieces you sell. Do not resell or share this PDF or copies of it.

# Whimsical mandarin fish

Needlepoint pattern

Columns 1 to 49, rows 1 to 90. Start at the red outline

This page is the dark part of the chart

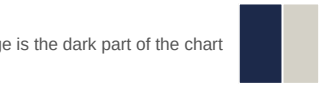




## Key

- **DMC 35** Very Dark Fuchsia
- **DMC 797** Royal Blue
- **DMC 740** Tangerine
- **DMC 823** Dark Navy Blue
- **DMC 3685** Very Dark Mauve
- **DMC 996** Medium Electric Blue
- **DMC 3687** Mauve
- **DMC 29** Eggplant
- **DMC 3688** Medium Mauve
- **DMC 550** Very Dark Violet
- **DMC 946** Medium Burnt Orange
- **DMC 959** Medium Seagreen
- **DMC 742** Light Tangerine
- **DMC 995** Dark Electric Blue
- **DMC 321** Red
- **DMC BLANC** White

# Whimsical mandarin fish

Needlepoint pattern

Columns 50 to 90, rows 1 to 90. Gray squares: charted already, do not stitch again

This page is the dark part of the chart




## Key

- **DMC 35** Very Dark Fuchsia
- **DMC 797** Royal Blue
- **DMC 740** Tangerine
- **DMC 823** Dark Navy Blue
- **DMC 3685** Very Dark Mauve
- **DMC 996** Medium Electric Blue
- **DMC 3687** Mauve
- **DMC 29** Eggplant
- **DMC 3688** Medium Mauve
- **DMC 550** Very Dark Violet
- **DMC 946** Medium Burnt Orange
- **DMC 959** Medium Seagreen
- **DMC 742** Light Tangerine
- **DMC 995** Dark Electric Blue