Whimsical matcha with a bunny

Needlepoint pattern | 90 x 90 stitches | 5 x 5 in (12.7 x 12.7 cm) on 18 mesh | 17 colors



How to stitch it



1. Each square is one tent stitch, up at 1, down at 2. Lines in continental, right to left, the canvas upside down for the next row; wide areas in basketweave.
2. Cut 18 in of thread. Start and end it without a knot left behind.
3. Mark the middle of the canvas. It is the outlined square on page 2, column 45, row 45 (DMC BLANC): start there. Count threads, not holes.
4. Go on from it: picture first, background last. Gray squares are on two pages: stitch them once.
5. Last, two more rows all round, each stitch in the color it lies beside: the opening's edge hides them.

First time? How to needlepoint: flossfield.com/needlepoint/guides/how-to-start/
How to read a chart: flossfield.com/needlepoint/guides/how-to-read-a-chart/

What you need

Canvas: blank mono canvas, 18 mesh (18 threads to the inch), cut 9.5 in square (24.1 cm).

Needle: blunt tapestry, size 22. Also masking tape for the cut edges, and small scissors.

Thread: six-strand floss, 17 colors, about 19 skeins in all (an estimate). Stitch with 4 strands (5 or 6 if canvas shows).

Fit it into a lid: the box or tray, acid-free board and backing. Measure the opening first.
How to fit it into a lid.

Thread list, DMC

			stitches	skeins
●	3813	Light Blue Green	2,049	2
■	BLANC	White	1,381	2
▲	823	Dark Navy Blue	1,180	1
◆	801	Dark Coffee Brown	645	1
▼	437	Light Tan	587	1
★	351	Coral	390	1
❖	434	Light Brown	377	1
X	470	Light Avocado Green	265	1
H	347	Very Dark Salmon	257	1
+	3747	Very Light Blue Violet	247	1
=	761	Light Salmon	243	1
Z	472	Ultra Light Avocado Green	158	1
A	739	Ultra Very Light Tan	125	1
V	154	Very Dark Grape	88	1
T	745	Light Pale Yellow	74	1
N	3834	Dark Grape	22	1
S	340	Medium Blue Violet	12	1

Skeins are estimates, with the two extra rows: the thread a stitch takes on the front and back of 18 mesh canvas, plus 30 percent, rounded up for each color.

Thread colors are approximate screen matches to DMC numbers. Check against real thread before you buy.

For your own stitching, gifts and handmade pieces you sell. Do not resell or share this PDF or copies of it.

Whimsical matcha with a bunny

Needlepoint pattern

Columns 1 to 49, rows 1 to 90. Start at the red outline

This page is the dark part of the chart

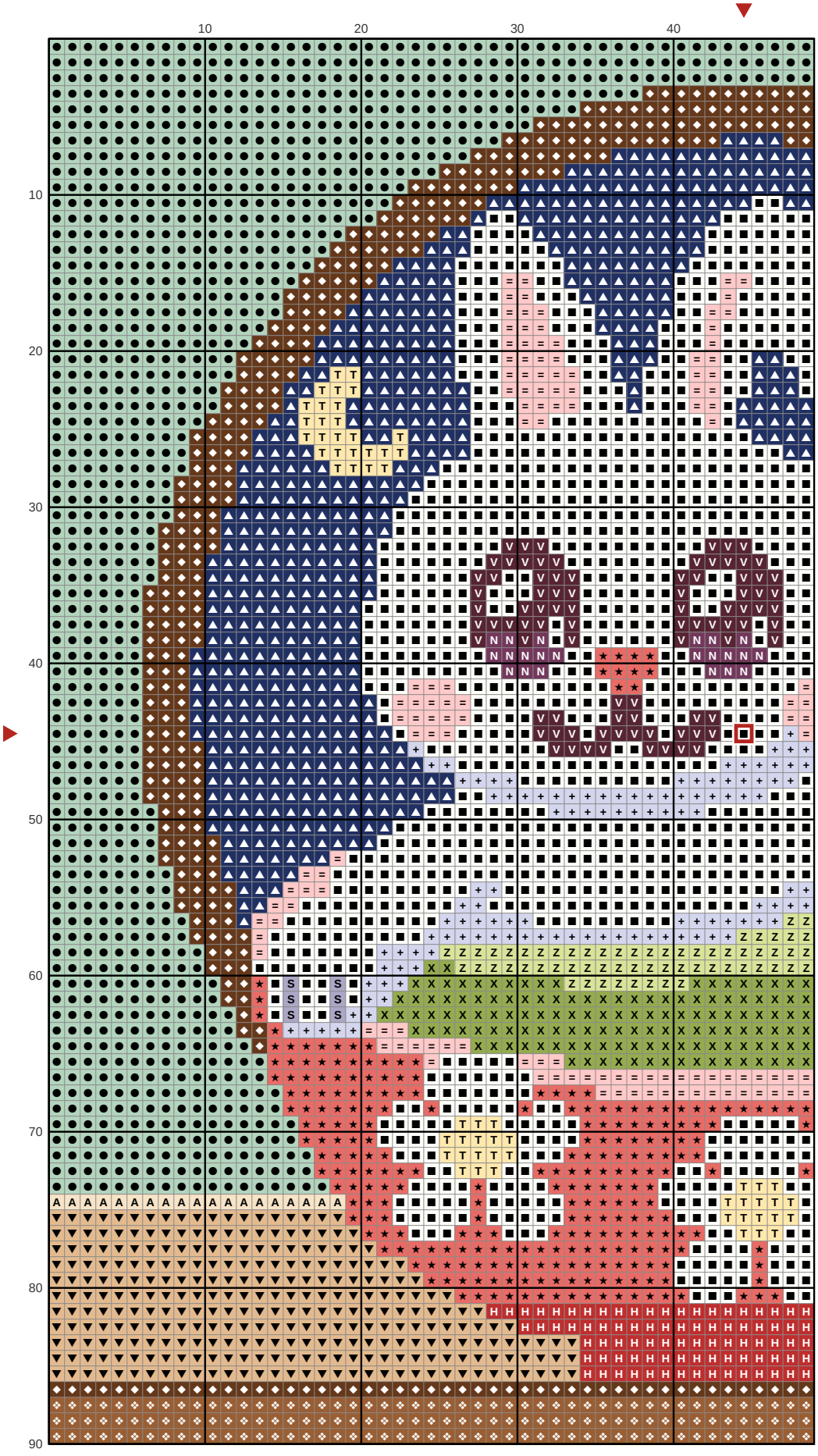

Key

- ● **DMC 3813** Light Blue Green
- ■ **DMC BLANC** White
- ▲ **DMC 823** Dark Navy Blue
- ◆ **DMC 801** Dark Coffee Brown
- ▼ **DMC 437** Light Tan
- ★ **DMC 351** Coral
- ❖ **DMC 434** Light Brown
- X **DMC 470** Light Avocado Green
- H **DMC 347** Very Dark Salmon
- \+ **DMC 3747** Very Light Blue Violet
- = **DMC 761** Light Salmon
- Z **DMC 472** Ultra Light Avocado Green
- A **DMC 739** Ultra Very Light Tan
- V **DMC 154** Very Dark Grape
- T **DMC 745** Light Pale Yellow
- N **DMC 3834** Dark Grape
- S **DMC 340** Medium Blue Violet

Whimsical matcha with a bunny Needlepoint pattern

Columns 50 to 90, rows 1 to 90. Gray squares: charted already, do not stitch again

This page is the dark part of the chart

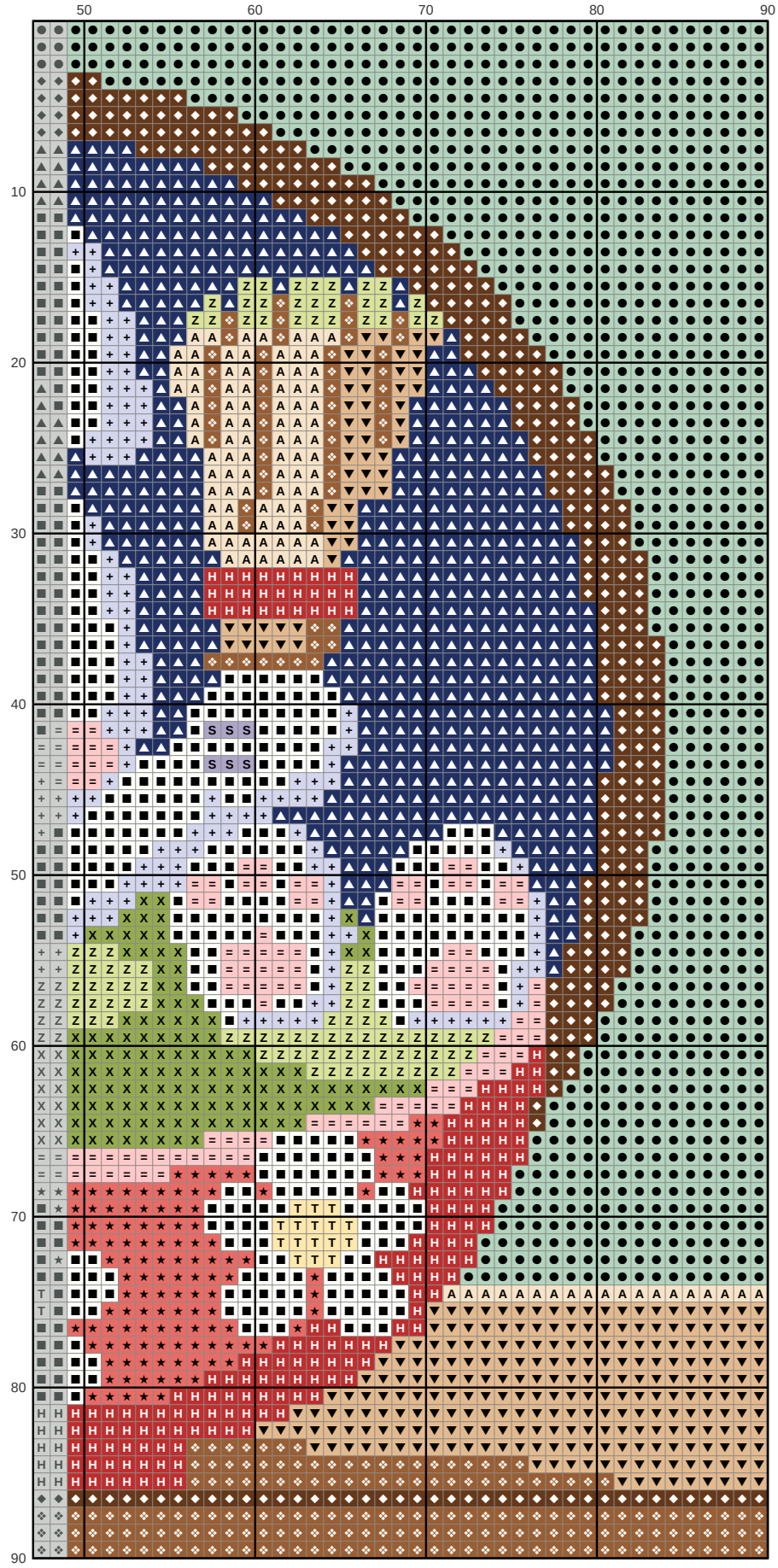

Key

- ● **DMC 3813** Light Blue Green
- ■ **DMC BLANC** White
- ▲ **DMC 823** Dark Navy Blue
- ◆ **DMC 801** Dark Coffee Brown
- ▼ **DMC 437** Light Tan
- ★ **DMC 351** Coral
- ❖ **DMC 434** Light Brown
- X **DMC 470** Light Avocado Green
- H **DMC 347** Very Dark Salmon
- \+ **DMC 3747** Very Light Blue Violet
- = **DMC 761** Light Salmon
- Z **DMC 472** Ultra Light Avocado Green
- A **DMC 739** Ultra Very Light Tan
- T **DMC 745** Light Pale Yellow
- S **DMC 340** Medium Blue Violet