Whimsical medals with happy faces

Needlepoint pattern | 90 x 90 stitches | 5 x 5 in (12.7 x 12.7 cm) on 18 mesh | 18 colors



How to stitch it



1. Each square is one tent stitch, up at 1, down at 2. Lines in continental, right to left, the canvas upside down for the next row; wide areas in basketweave.
2. Cut 18 in of thread. Start and end it without a knot left behind.
3. Mark the middle of the canvas. It is the outlined square on page 2, column 45, row 45 (DMC 3823): start there. Count threads, not holes.
4. Go on from it: picture first, background last. Gray squares are on two pages: stitch them once.
5. Last, two more rows all round, each stitch in the color it lies beside: the opening's edge hides them.

First time? How to needlepoint: flossfield.com/needlepoint/guides/how-to-start/
How to read a chart: flossfield.com/needlepoint/guides/how-to-read-a-chart/

What you need

Canvas: blank mono canvas, 18 mesh (18 threads to the inch), cut 9.5 in square (24.1 cm).

Needle: blunt tapestry, size 22. Also masking tape for the cut edges, and small scissors.

Thread: six-strand floss, 18 colors, about 20 skeins in all (an estimate). Stitch with 4 strands (5 or 6 if canvas shows).

Fit it into a lid: the box or tray, acid-free board and backing. Measure the opening first.
How to fit it into a lid.

Thread list, DMC

			stitches	skeins
●	**995**	Dark Electric Blue	3,009	3
■	**3821**	Straw	720	1
▲	**415**	Pearl Gray	467	1
◆	**319**	Very Dark Pistachio Green	379	1
▼	**3832**	Medium Raspberry	375	1
★	**BLANC**	White	344	1
❖	**3823**	Ultra Pale Yellow	323	1
X	**402**	Very Light Mahogany	317	1
H	**780**	Ultra Very Dark Topaz	315	1
+	**3350**	Ultra Dark Dusty Rose	272	1
=	**368**	Light Pistachio Green	254	1
Z	**783**	Medium Topaz	242	1
A	**918**	Dark Red Copper	240	1
V	**938**	Ultra Dark Coffee Brown	240	1
T	**414**	Dark Steel Gray	196	1
N	**318**	Light Steel Gray	150	1
S	**3706**	Medium Melon	144	1
K	**921**	Copper	113	1

Skeins are estimates, with the two extra rows: the thread a stitch takes on the front and back of 18 mesh canvas, plus 30 percent, rounded up for each color.

Thread colors are approximate screen matches to DMC numbers. Check against real thread before you buy.

For your own stitching, gifts and handmade pieces you sell. Do not resell or share this PDF or copies of it.

Whimsical medals with happy faces

Needlepoint pattern

Columns 1 to 49, rows 1 to 90. Start at the red outline

This page is the dark part of the chart

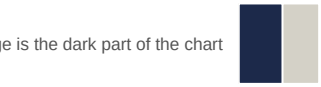

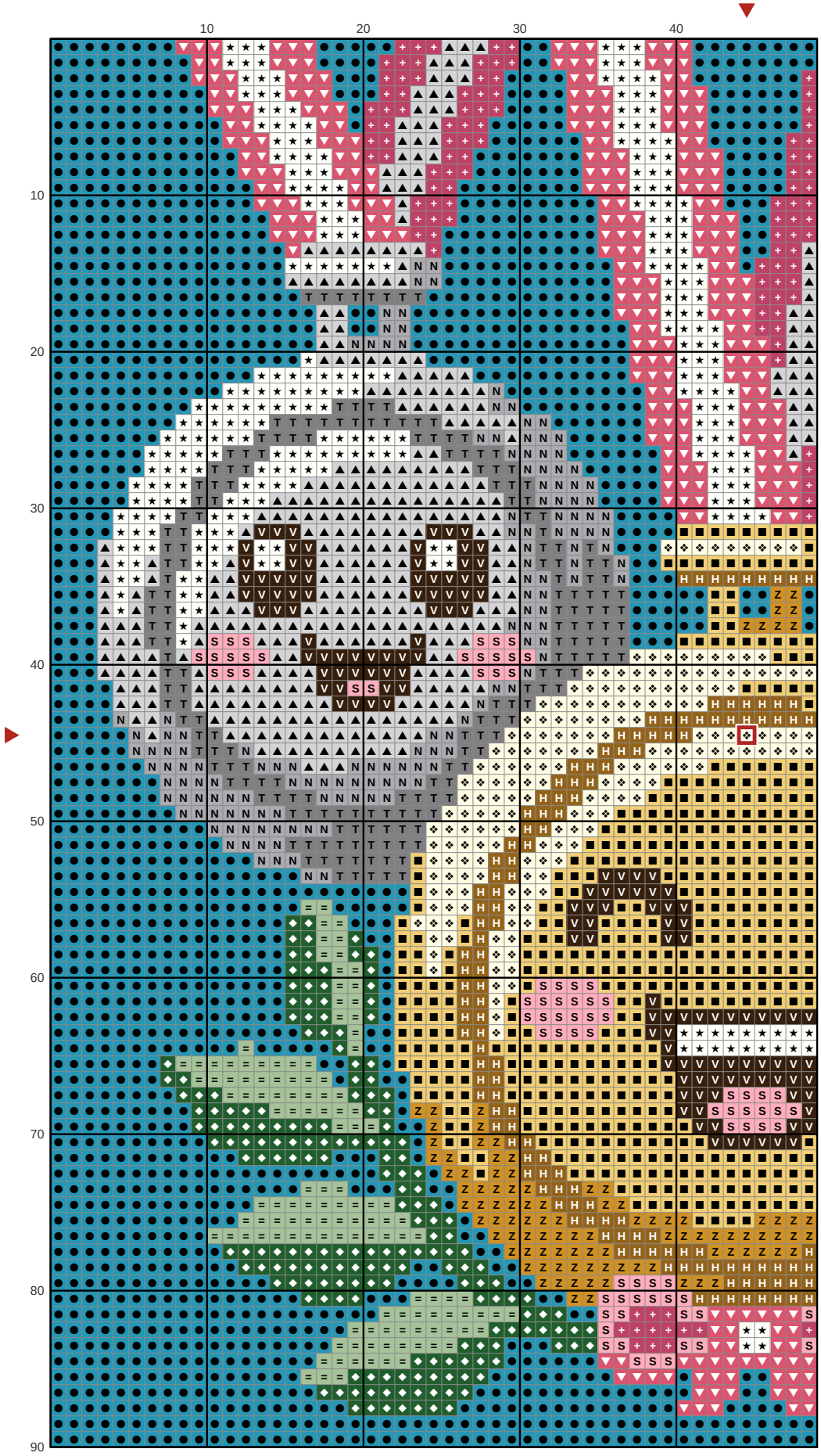

Key

- ● **DMC 995** Dark Electric Blue
- ■ **DMC 3821** Straw
- ▲ **DMC 415** Pearl Gray
- ◆ **DMC 319** Very Dark Pistachio Green
- ▼ **DMC 3832** Medium Raspberry
- ★ **DMC BLANC** White
- ❖ **DMC 3823** Ultra Pale Yellow
- H **DMC 780** Ultra Very Dark Topaz
- \+ **DMC 3350** Ultra Dark Dusty Rose
- = **DMC 368** Light Pistachio Green
- Z **DMC 783** Medium Topaz
- V **DMC 938** Ultra Dark Coffee Brown
- T **DMC 414** Dark Steel Gray
- N **DMC 318** Light Steel Gray
- S **DMC 3706** Medium Melon

Whimsical medals with happy faces

Needlepoint pattern

Columns 50 to 90, rows 1 to 90. Gray squares: charted already, do not stitch again

This page is the dark part of the chart

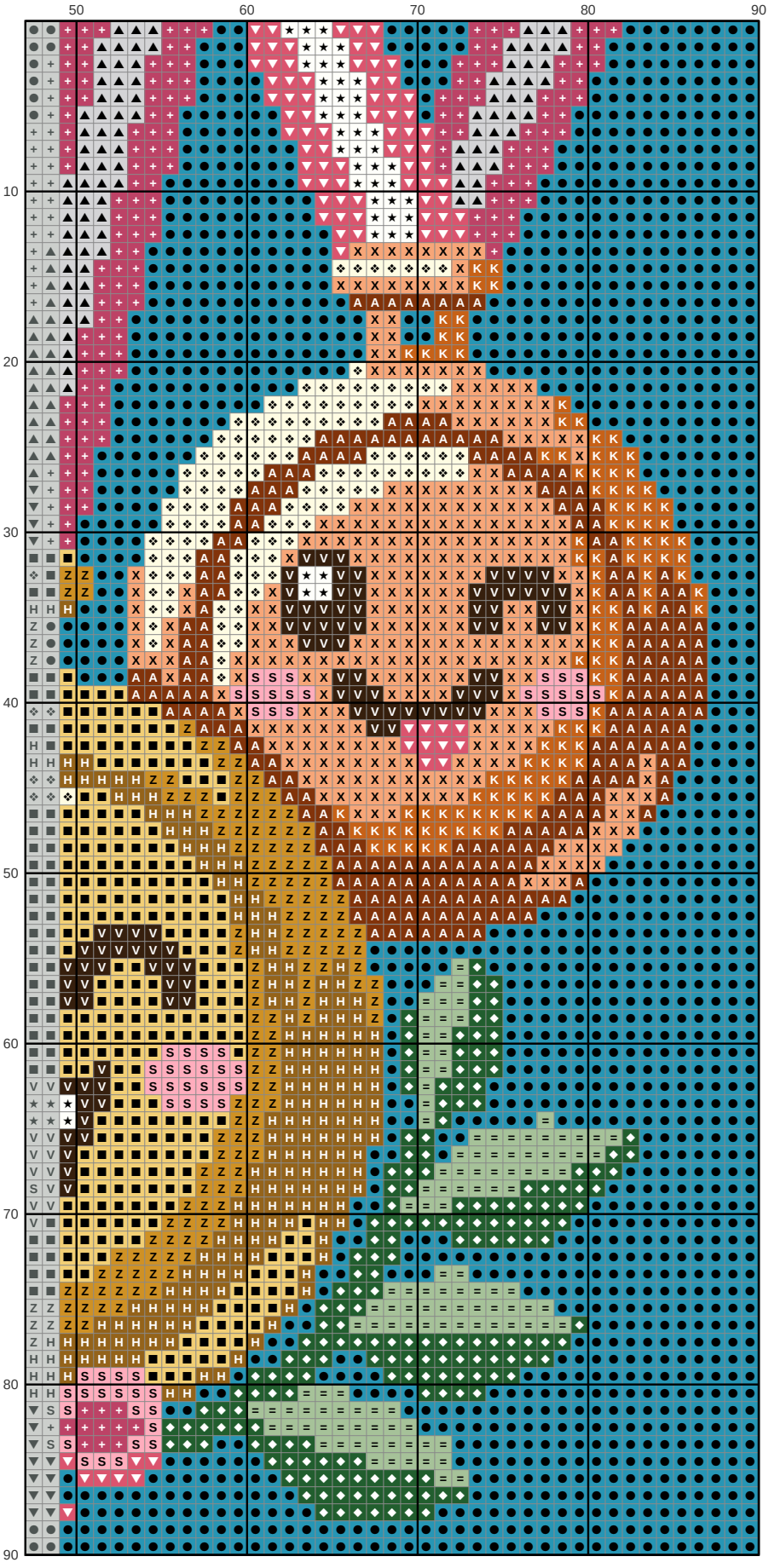

Key

- ● **DMC 995** Dark Electric Blue
- ■ **DMC 3821** Straw
- ▲ **DMC 415** Pearl Gray
- ◆ **DMC 319** Very Dark Pistachio Green
- ▼ **DMC 3832** Medium Raspberry
- ★ **DMC BLANC** White
- ❖ **DMC 3823** Ultra Pale Yellow
- X **DMC 402** Very Light Mahogany
- H **DMC 780** Ultra Very Dark Topaz
- \+ **DMC 3350** Ultra Dark Dusty Rose
- = **DMC 368** Light Pistachio Green
- Z **DMC 783** Medium Topaz
- A **DMC 918** Dark Red Copper
- V **DMC 938** Ultra Dark Coffee Brown
- S **DMC 3706** Medium Melon
- K **DMC 921** Copper