Whimsical mittens with a kitten

Needlepoint pattern | 160 x 120 stitches | 16 x 12 in (40.6 x 30.5 cm) on 10 mesh | 24 colors



How to stitch it



1. Each square is one tent stitch, up at 1, down at 2. Lines in continental, right to left, the canvas upside down for the next row; wide areas in basketweave.
2. Cut 18 in of thread. Start and end it without a knot left behind.
3. Mark the middle of the canvas. It is the outlined square on page 2, column 80, row 60 (DMC 402): start there. Count threads, not holes.
4. Go on from it: picture first, background last. Gray squares are on two pages: stitch them once.
5. Last, two more rows all round, each stitch in the color it lies beside: the seam hides them.

First time? How to needlepoint: flossfield.com/needlepoint/guides/how-to-start/
How to read a chart: flossfield.com/needlepoint/guides/how-to-read-a-chart/

What you need

Canvas: blank mono canvas, 10 mesh (10 threads to the inch), cut 20.5 in wide x 16.5 in high (52.1 x 41.9 cm).

Needle: blunt tapestry, size 18. Also masking tape for the cut edges, and small scissors.

Thread: pearl cotton size 3, 24 colors, about 44 skeins in all (an estimate). Stitch with 2 lengths together.

Make it a pillow: backing fabric, an insert the size of the stitching or an inch larger, and cord or piping for the edge. How to finish a pillow.

Thread list, DMC

			stitches	skeins
●	**156**	Medium Light Blue Violet	2,781	5
■	**BLANC**	White	2,362	4
▲	**794**	Light Cornflower Blue	2,153	4
◆	**341**	Light Blue Violet	2,029	4
▼	**3747**	Very Light Blue Violet	1,921	4
★	**3856**	Ultra Very Light Mahogany	969	2
❖	**922**	Light Copper	807	2
X	**3835**	Medium Grape	755	2
H	**992**	Light Aquamarine	724	2
+	**920**	Medium Copper	555	1
=	**402**	Very Light Mahogany	436	1
Z	**543**	Ultra Very Light Beige	426	1
A	**842**	Very Light Beige Brown	409	1
V	**3808**	Ultra Very Dark Turquoise	382	1
T	**840**	Medium Beige Brown	371	1
N	**3834**	Dark Grape	343	1
S	**3371**	Black Brown	308	1
K	**839**	Dark Beige Brown	285	1
E	**3848**	Medium Teal Green	269	1
C	**3822**	Light Straw	254	1
P	**964**	Light Seagreen	236	1
U	**3836**	Light Grape	209	1
L	**436**	Tan	150	1
2	**760**	Salmon	66	1

Skeins are estimates, with the two extra rows: the thread a stitch takes on the front and back of 10 mesh canvas, plus 30 percent, rounded up for each color.

Thread colors are approximate screen matches to DMC numbers. Check against real thread before you buy.

For your own stitching, gifts and handmade pieces you sell. Do not resell or share this PDF or copies of it.

Whimsical mittens with a kitten Needlepoint pattern

Columns 1 to 84, rows 1 to 64. Start at the red outline

This page is the dark part of the chart

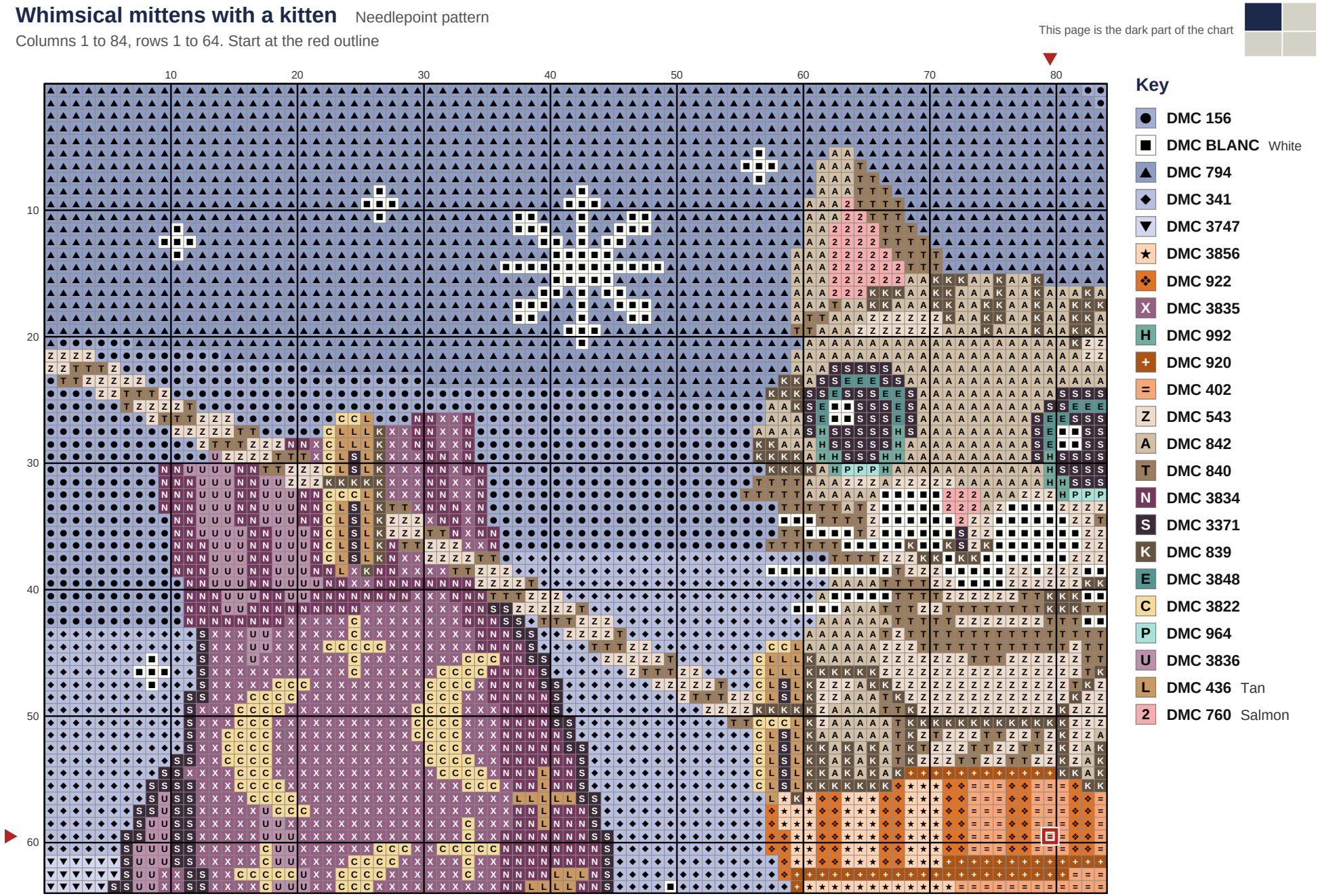

Key

- DMC 156
- DMC BLANC White
- DMC 794
- DMC 341
- DMC 3747
- DMC 3856
- DMC 922
- DMC 3835
- DMC 992
- DMC 920
- DMC 402
- DMC 543
- DMC 842
- DMC 840
- DMC 3834
- DMC 3371
- DMC 839
- DMC 3848
- DMC 3822
- DMC 964
- DMC 3836
- DMC 436 Tan
- DMC 760 Salmon

Whimsical mittens with a kitten Needlepoint pattern

Columns 85 to 160, rows 1 to 64. Gray squares: charted already, do not stitch again

This page is the dark part of the chart



Key

- ● **DMC 156** Medium Light Blue Violet
- ■ **DMC BLANC** White
- ▲ **DMC 794** Light Cornflower Blue
- ◆ **DMC 341** Light Blue Violet
- ❖ **DMC 922** Light Copper
- H **DMC 992** Light Aquamarine
- \+ **DMC 920** Medium Copper
- = **DMC 402** Very Light Mahogany
- Z **DMC 543** Ultra Very Light Beige
- A **DMC 842** Very Light Beige Brown
- V **DMC 3808** Ultra Very Dark Turquoise
- T **DMC 840** Medium Beige Brown
- S **DMC 3371** Black Brown
- K **DMC 839** Dark Beige Brown
- E **DMC 3848** Medium Teal Green
- C **DMC 3822** Light Straw
- P **DMC 964** Light Seagreen
- L **DMC 436** Tan
- 2 **DMC 760** Salmon

Whimsical mittens with a kitten Needlepoint pattern

Columns 1 to 84, rows 65 to 120. Gray squares: charted already, do not stitch again

This page is the dark part of the chart



Key

- ● **DMC 156** Medium Light Blue Violet
- ■ **DMC BLANC** White
- ◆ **DMC 341** Light Blue Violet
- ▼ **DMC 3747** Very Light Blue Violet
- ★ **DMC 3856** Ultra Very Light Mahogany
- ❖ **DMC 922** Light Copper
- X **DMC 3835** Medium Grape
- \+ **DMC 920** Medium Copper
- = **DMC 402** Very Light Mahogany
- V **DMC 3808** Ultra Very Dark Turquoise
- N **DMC 3834** Dark Grape
- S **DMC 3371** Black Brown
- E **DMC 3848** Medium Teal Green
- C **DMC 3822** Light Straw
- U **DMC 3836** Light Grape
- L **DMC 436** Tan

Whimsical mittens with a kitten Needlepoint pattern

Columns 85 to 160, rows 65 to 120. Gray squares: charted already, do not stitch again

This page is the dark part of the chart

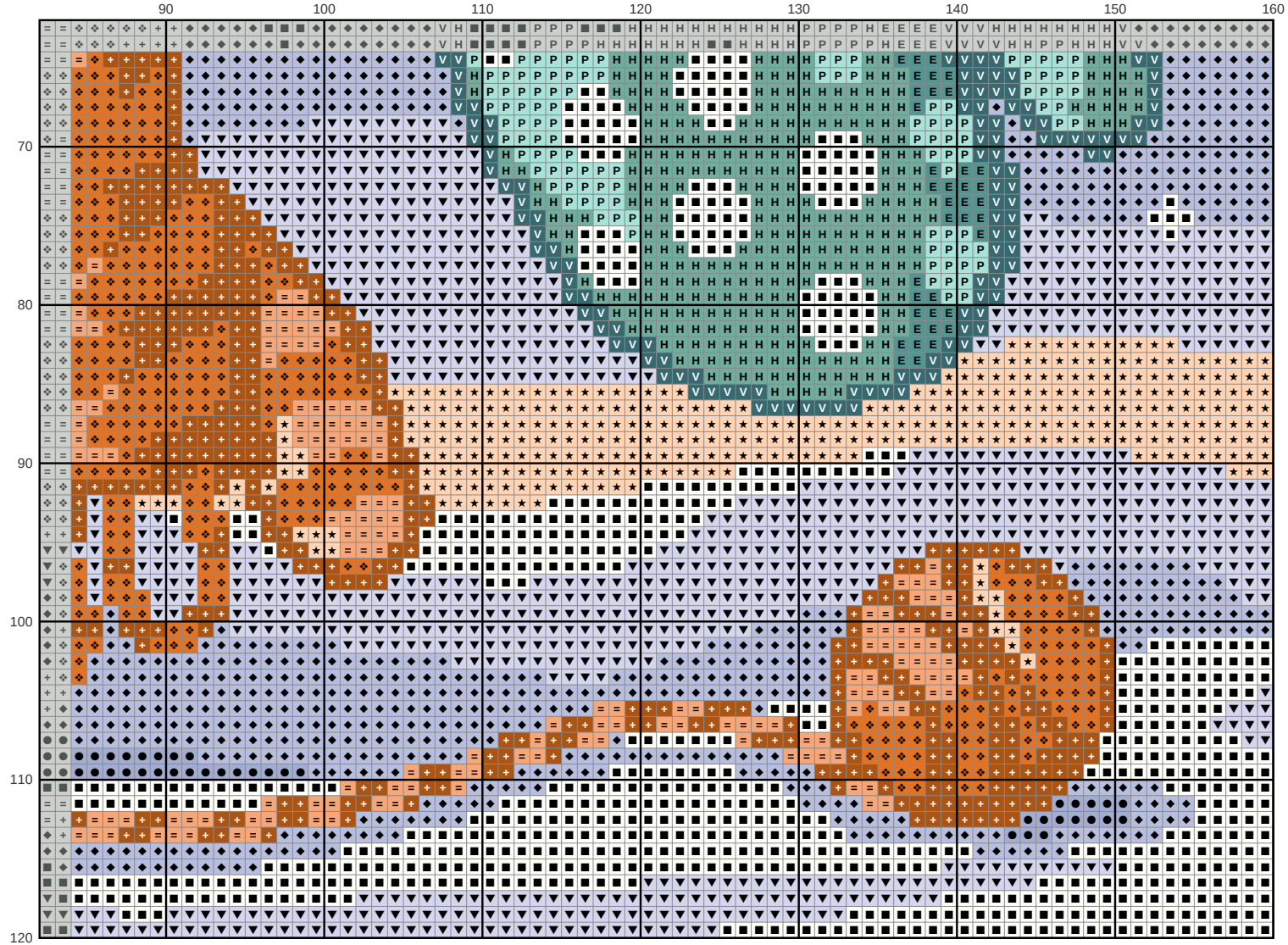

Key

- ● **DMC 156** Medium Light Blue Violet
- ■ **DMC BLANC** White
- ◆ **DMC 341** Light Blue Violet
- ▼ **DMC 3747** Very Light Blue Violet
- ★ **DMC 3856** Ultra Very Light Mahogany
- ❖ **DMC 922** Light Copper
- H **DMC 992** Light Aquamarine
- \+ **DMC 920** Medium Copper
- = **DMC 402** Very Light Mahogany
- V **DMC 3808** Ultra Very Dark Turquoise
- E **DMC 3848** Medium Teal Green
- P **DMC 964** Light Seagreen