Whimsical moose stand-up

Needlepoint pattern | 268 x 210 stitches | all pieces 14.9 x 11.7 in (37.8 x 29.6 cm) on 18 mesh | 20 colors



How to stitch it



1. Each square is one tent stitch, up at 1, down at 2. Lines in continental, right to left, the canvas upside down for the next row; wide areas in basketweave.
2. Cut 18 in of thread. Start and end it without a knot left behind.
3. Mark the middle of each canvas. It is that piece's outlined square: start there. Count threads, not holes.
4. Go on from it: picture first, background last. Gray squares are on two pages: stitch them once. Empty squares stay bare.
5. Last, two more rows all round each piece, each stitch in the color it lies beside: the seam hides them.

First time? How to needlepoint: flossfield.com/needlepoint/guides/how-to-start/
How to read a chart: flossfield.com/needlepoint/guides/how-to-read-a-chart/

What you need

Canvas: blank mono canvas, 18 mesh (18 threads to the inch), a piece for each: front and back each 11.5 in wide x 13.5 in high, base 10 in wide x 6.5 in high.

Needle: blunt tapestry, size 22. Also masking tape for the cut edges, and small scissors.

Thread: six-strand floss, 20 colors, about 32 skeins in all (an estimate). Stitch with 4 strands (5 or 6 if canvas shows).

Make it a stand-up: backing fabric, stuffing, an oval of board for the base, pellets to weight it, and cord. How to finish a stand-up.

Thread list, DMC

			stitches	skeins
●	434	Light Brown	3,597	3
■	938	Ultra Dark Coffee Brown	2,680	5
▲	3828	Hazelnut Brown	2,271	2
◆	433	Medium Brown	2,183	2
▼	890	Ultra Dark Pistachio Green	1,987	3
★	676	Light Old Gold	1,453	2
❖	436	Tan	1,244	1
X	333	Very Dark Blue Violet	1,209	1
H	3346	Hunter Green	1,021	2
+	340	Medium Blue Violet	1,016	1
=	898	Very Dark Coffee Brown	939	1
Z	3746	Dark Blue Violet	922	1
A	437	Light Tan	758	1
V	801	Dark Coffee Brown	679	1
T	869	Very Dark Hazelnut Brown	577	1
N	743	Medium Yellow	554	1
S	3865	Winter White	469	1
K	471	Very Light Avocado Green	463	1
E	677	Very Light Old Gold	254	1
C	3021	Very Dark Brown Gray	124	1

Skeins are estimates, with the two extra rows: the thread a stitch takes on the front and back of 18 mesh canvas, plus 30 percent, rounded up for each color.

Thread colors are approximate screen matches to DMC numbers. Check against real thread before you buy.

For your own stitching, gifts and handmade pieces you sell. Do not resell or share this PDF or copies of it.

Whimsical moose stand-up Needlepoint pattern

Columns 3 to 90, rows 8 to 78

This page is the dark part of the chart

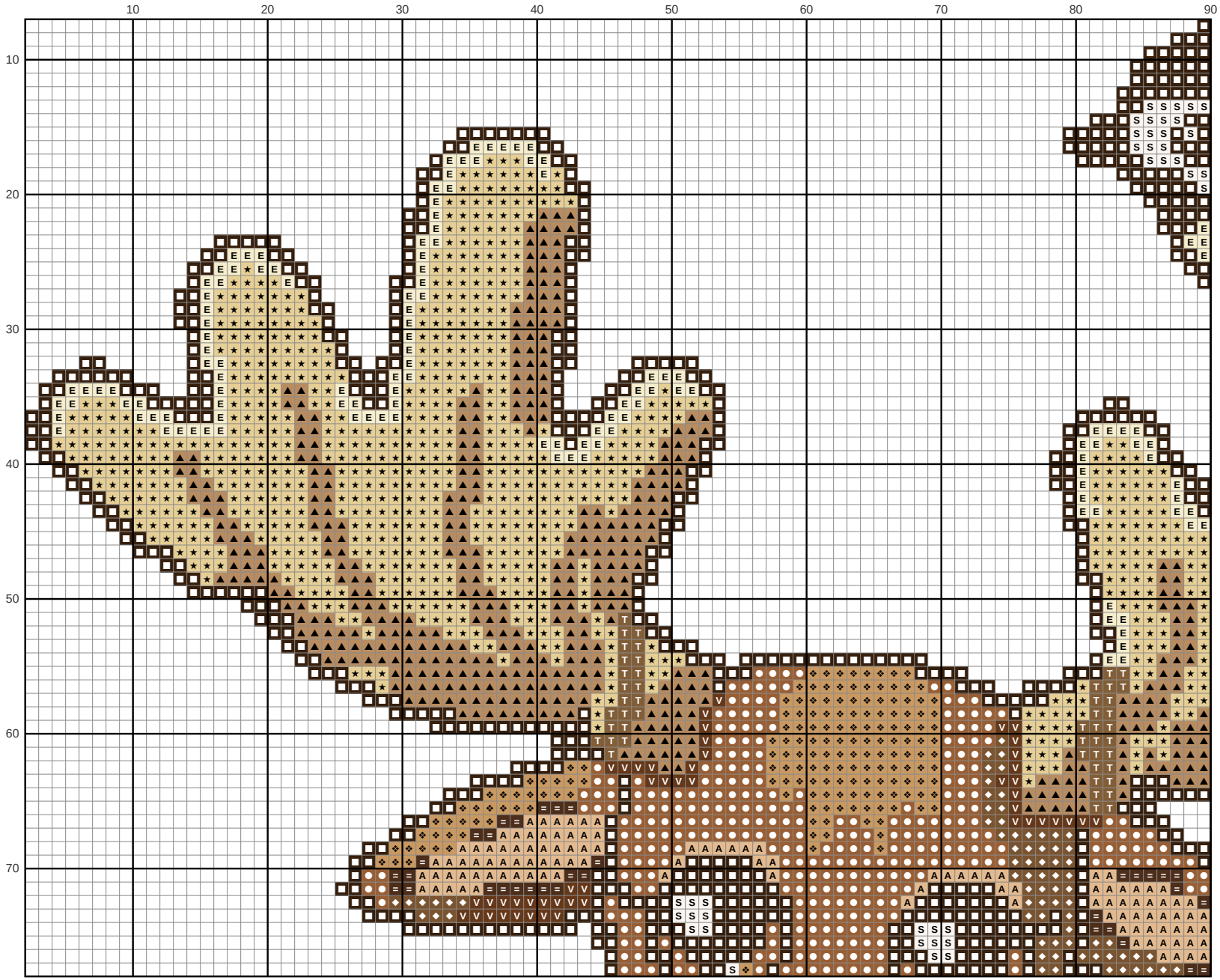

Key

- **DMC 434** Light Brown
- **DMC 938** Ultra Dark Coffee Brown
- **DMC 3828** Hazelnut Brown
- **DMC 433** Medium Brown
- **DMC 676** Light Old Gold
- **DMC 436** Tan
- **DMC 898** Very Dark Coffee Brown
- **DMC 437** Light Tan
- **DMC 801** Dark Coffee Brown
- **DMC 869** Very Dark Hazelnut Brown
- **DMC 3865** Winter White
- **DMC 677** Very Light Old Gold

Whimsical moose stand-up

Needlepoint pattern

Columns 91 to 178, rows 8 to 78. Gray squares: charted already, do not stitch again

This page is the dark part of the chart

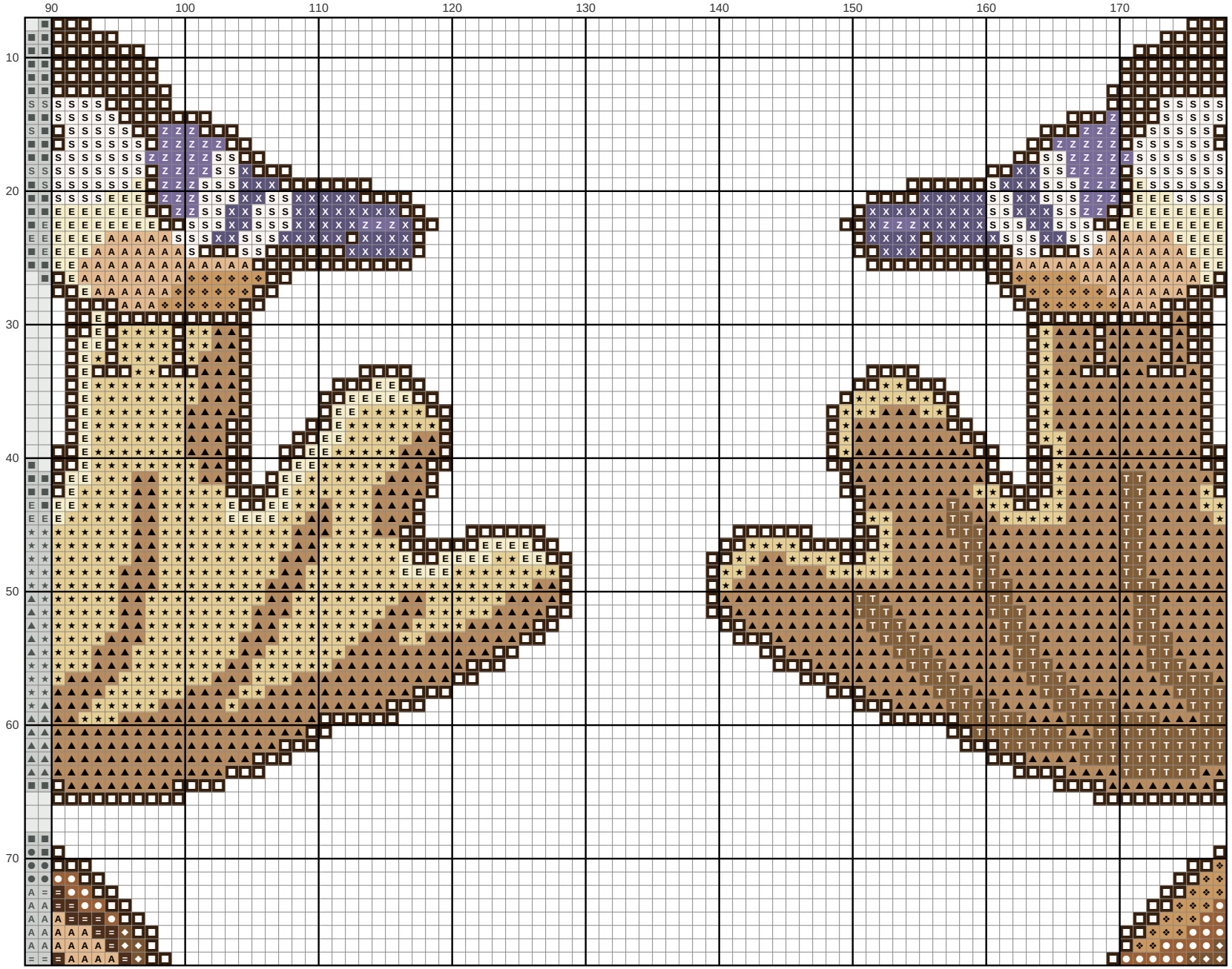

Key

- **DMC 434** Light Brown
- **DMC 938** Ultra Dark Coffee Brown
- **DMC 3828** Hazelnut Brown
- **DMC 433** Medium Brown
- **DMC 676** Light Old Gold
- **DMC 436** Tan
- **DMC 333** Very Dark Blue Violet
- **DMC 898** Very Dark Coffee Brown
- **DMC 3746** Dark Blue Violet
- **DMC 437** Light Tan
- **DMC 869** Very Dark Hazelnut Brown
- **DMC 3865** Winter White
- **DMC 677** Very Light Old Gold

Whimsical moose stand-up Needlepoint pattern

Columns 179 to 266, rows 8 to 78. Gray squares: charted already, do not stitch again

This page is the dark part of the chart

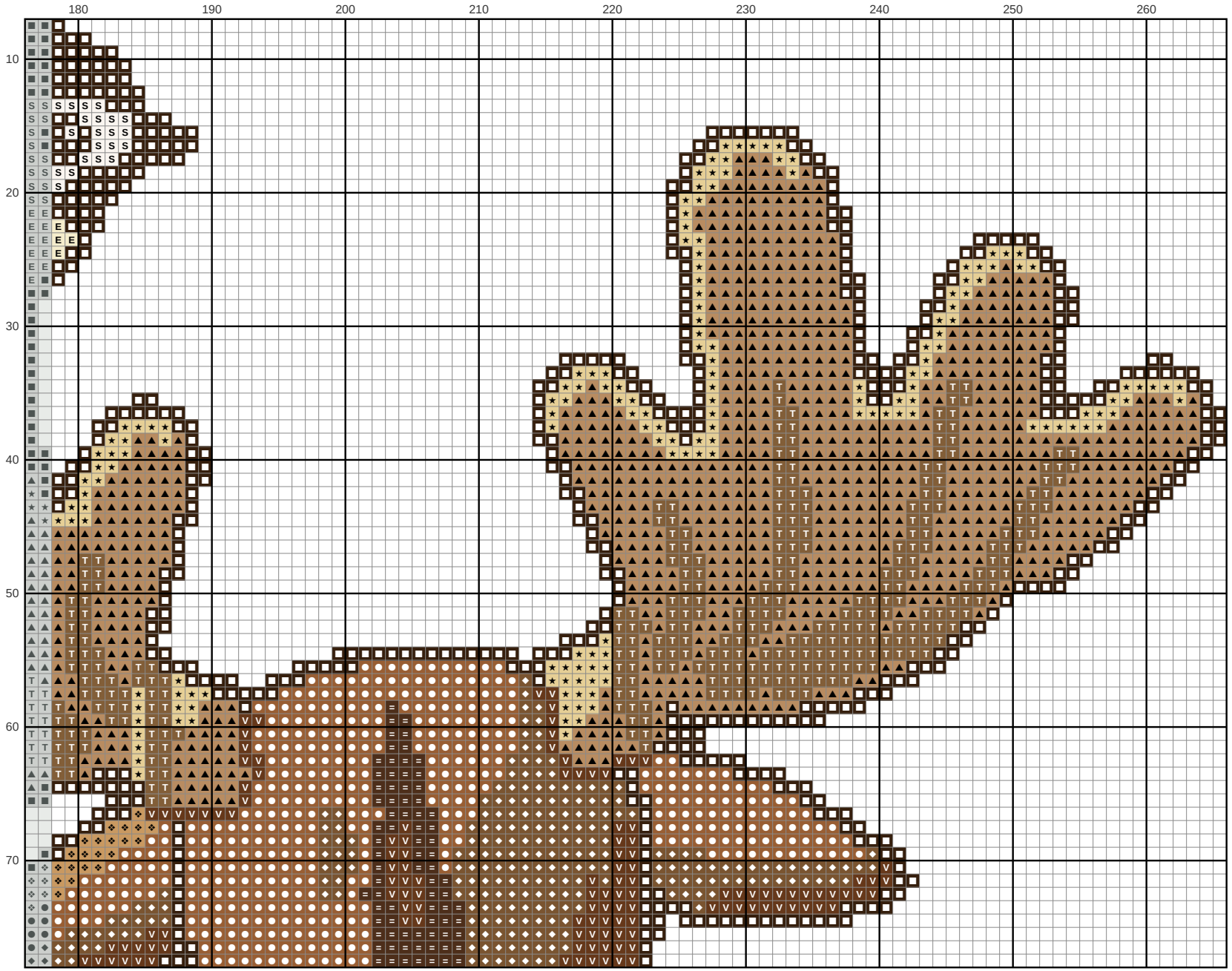

Key

- **DMC 434** Light Brown
- **DMC 938** Ultra Dark Coffee Brown
- **DMC 3828** Hazelnut Brown
- **DMC 433** Medium Brown
- **DMC 676** Light Old Gold
- **DMC 436** Tan
- **DMC 898** Very Dark Coffee Brown
- **DMC 801** Dark Coffee Brown
- **DMC 869** Very Dark Hazelnut Brown
- **DMC 3865** Winter White
- **DMC 677** Very Light Old Gold

Whimsical moose stand-up

Needlepoint pattern

This page is the dark part of the chart

Columns 7 to 70, rows 79 to 161. Start at the red outline. Gray squares: charted already, do not stitch again



Whimsical moose stand-up Needlepoint pattern

Columns 71 to 134, rows 79 to 161. Gray squares: charted already, do not stitch again

This page is the dark part of the chart





Whimsical moose stand-up Needlepoint pattern

Columns 135 to 198, rows 79 to 161. Gray squares: charted already, do not stitch again

This page is the dark part of the chart

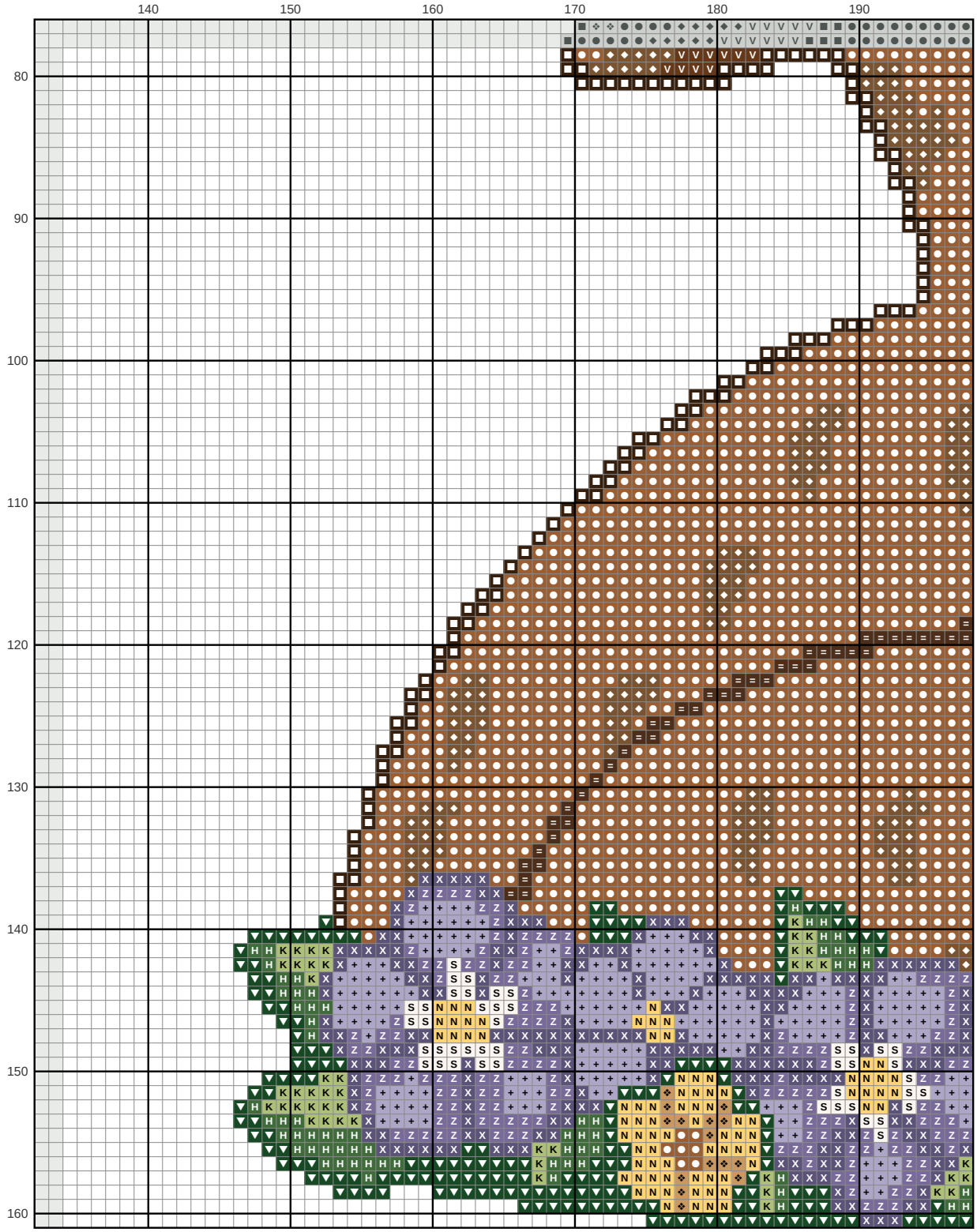

Whimsical moose stand-up Needlepoint pattern

This page is the dark part of the chart

Columns 199 to 262, rows 79 to 161. Start at the red outline. Gray squares: charted already, do not stitch again



Whimsical moose stand-up Needlepoint pattern

Columns 83 to 186, rows 162 to 210. Start at the red outline. Gray squares: charted already, do not stitch again

This page is the dark part of the chart

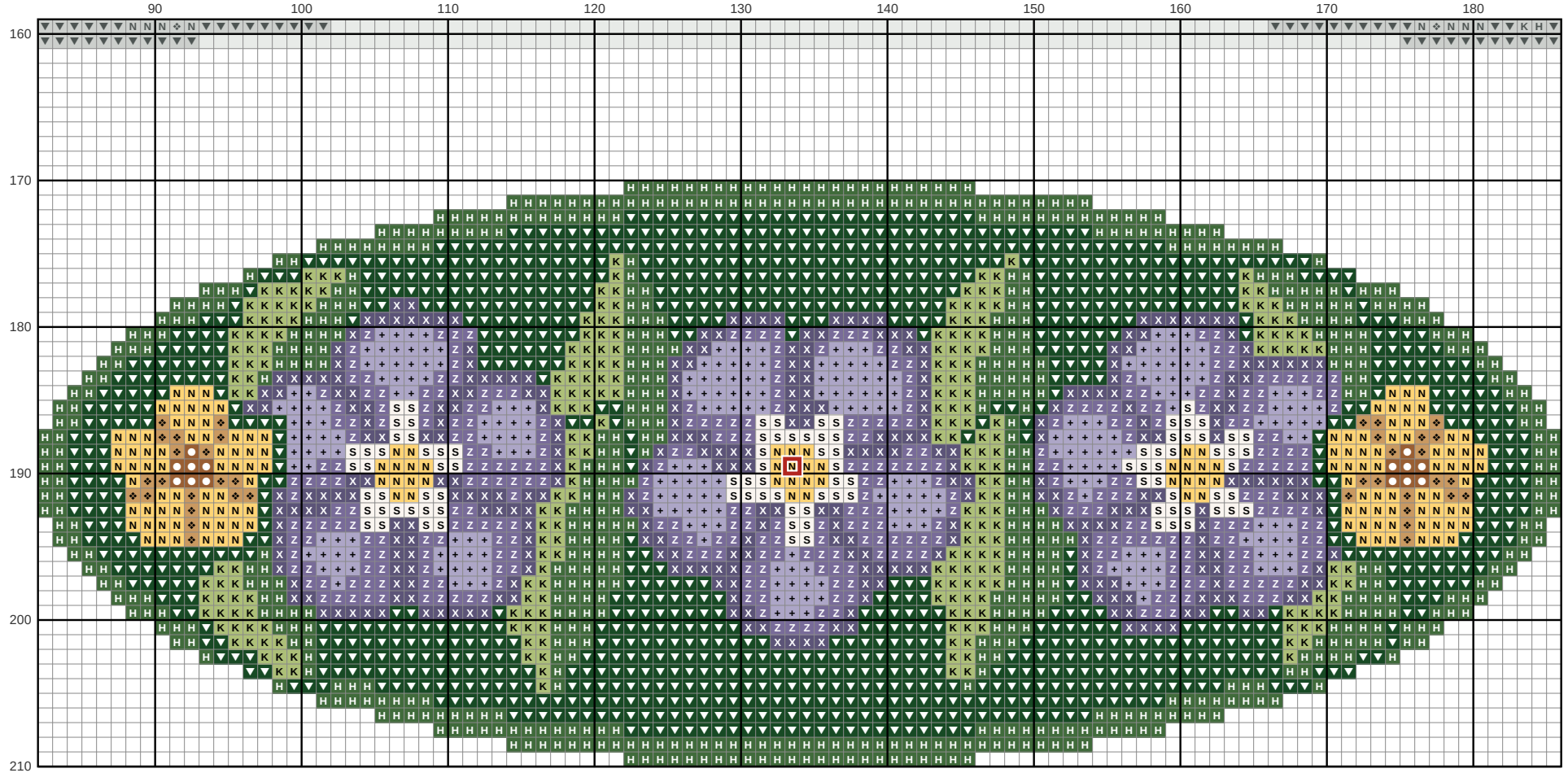

Key

- **DMC 434** Light Brown
- **DMC 890** Ultra Dark Pistachio Green
- **DMC 436** Tan
- **DMC 333** Very Dark Blue Violet
- **DMC 3346** Hunter Green
- **DMC 340** Medium Blue Violet
- **DMC 3746** Dark Blue Violet
- **DMC 743** Medium Yellow
- **DMC 3865** Winter White
- **DMC 471** Very Light Avocado Green