Whimsical morning glory

Needlepoint pattern | 90 x 90 stitches | 5 x 5 in (12.7 x 12.7 cm) on 18 mesh | 18 colors



How to stitch it



1. Each square is one tent stitch, up at 1, down at 2. Lines in continental, right to left, the canvas upside down for the next row; wide areas in basketweave.
2. Cut 18 in of thread. Start and end it without a knot left behind.
3. Mark the middle of the canvas. It is the outlined square on page 2, column 45, row 45 (DMC 718): start there. Count threads, not holes.
4. Go on from it: picture first, background last. Gray squares are on two pages: stitch them once.
5. Last, two more rows all round, each stitch in the color it lies beside: the opening's edge hides them.

First time? How to needlepoint: flossfield.com/needlepoint/guides/how-to-start/
How to read a chart: flossfield.com/needlepoint/guides/how-to-read-a-chart/

What you need

Canvas: blank mono canvas, 18 mesh (18 threads to the inch), cut 9.5 in square (24.1 cm).

Needle: blunt tapestry, size 22. Also masking tape for the cut edges, and small scissors.

Thread: six-strand floss, 18 colors, about 20 skeins in all (an estimate). Stitch with 4 strands (5 or 6 if canvas shows).

Fit it into a lid: the box or tray, acid-free board and backing. Measure the opening first.
How to fit it into a lid.

Thread list, DMC

			stitches	skeins
●	**3811**	Very Light Turquoise	1,916	2
■	**775**	Very Light Baby Blue	1,312	2
▲	**3607**	Light Plum	931	1
◆	**718**	Plum	632	1
▼	**712**	Cream	406	1
★	**3609**	Ultra Light Plum	392	1
❖	**433**	Medium Brown	338	1
X	**435**	Very Light Brown	332	1
H	**963**	Ultra Very Light Dusty Rose	278	1
+	**938**	Ultra Dark Coffee Brown	272	1
=	**3346**	Hunter Green	272	1
Z	**783**	Medium Topaz	236	1
A	**915**	Dark Plum	196	1
V	**3822**	Light Straw	176	1
T	**3347**	Medium Yellow Green	156	1
N	**3799**	Very Dark Pewter Gray	99	1
S	**471**	Very Light Avocado Green	81	1
K	**895**	Very Dark Hunter Green	75	1

Skeins are estimates, with the two extra rows: the thread a stitch takes on the front and back of 18 mesh canvas, plus 30 percent, rounded up for each color.

Thread colors are approximate screen matches to DMC numbers. Check against real thread before you buy.

For your own stitching, gifts and handmade pieces you sell. Do not resell or share this PDF or copies of it.

Whimsical morning glory

Needlepoint pattern

Columns 1 to 49, rows 1 to 90. Start at the red outline

This page is the dark part of the chart



Key

- DMC 3811 — Very Light Turquoise
- DMC 775 — Very Light Baby Blue
- DMC 3607 — Light Plum
- DMC 718 — Plum
- DMC 712 — Cream
- DMC 3609 — Ultra Light Plum
- DMC 433 — Medium Brown
- DMC 435 — Very Light Brown
- DMC 963 — Ultra Very Light Dusty Rose
- DMC 938 — Ultra Dark Coffee Brown
- DMC 783 — Medium Topaz
- DMC 915 — Dark Plum
- DMC 3822 — Light Straw
- DMC 3799 — Very Dark Pewter Gray

Whimsical morning glory

Needlepoint pattern

Columns 50 to 90, rows 1 to 90. Gray squares: charted already, do not stitch again

This page is the dark part of the chart



Key

- ● **DMC 3811** Very Light Turquoise
- ■ **DMC 775** Very Light Baby Blue
- ▲ **DMC 3607** Light Plum
- ◆ **DMC 718** Plum
- ▼ **DMC 712** Cream
- ★ **DMC 3609** Ultra Light Plum
- ❖ **DMC 433** Medium Brown
- X **DMC 435** Very Light Brown
- H **DMC 963** Ultra Very Light Dusty Rose
- \+ **DMC 938** Ultra Dark Coffee Brown
- = **DMC 3346** Hunter Green
- Z **DMC 783** Medium Topaz
- A **DMC 915** Dark Plum
- V **DMC 3822** Light Straw
- T **DMC 3347** Medium Yellow Green
- N **DMC 3799** Very Dark Pewter Gray
- S **DMC 471** Very Light Avocado Green
- K **DMC 895** Very Dark Hunter Green