Whimsical Nativity under a starry night

Needlepoint pattern | 90 x 126 stitches | 5 x 7 in (12.7 x 17.8 cm) on 18 mesh | 20 colors



How to stitch it



1. Each square is one tent stitch, up at 1, down at 2. Lines in continental, right to left, the canvas upside down for the next row; wide areas in basketweave.
2. Cut 18 in of thread. Start and end it without a knot left behind.
3. Mark the middle of the canvas. It is the outlined square on page 2, column 45, row 63 (DMC 3820): start there. Count threads, not holes.
4. Go on from it: picture first, background last. Gray squares are on two pages: stitch them once.
5. When it is done, block it square.

First time? How to needlepoint: flossfield.com/needlepoint/guides/how-to-start/
How to read a chart: flossfield.com/needlepoint/guides/how-to-read-a-chart/

What you need

Canvas: blank mono canvas, 18 mesh (18 threads to the inch), cut 9 in wide x 11 in high (22.9 x 27.9 cm).

Needle: blunt tapestry, size 22. Also masking tape for the cut edges, and small scissors.

Thread: six-strand floss, 20 colors, about 21 skeins in all (an estimate). Stitch with 4 strands (5 or 6 if canvas shows).

Frame it: acid-free board and a frame.
How to frame needlepoint.

Thread list, DMC

			stitches	skeins
●	939	Very Dark Navy Blue	1,873	2
■	154	Very Dark Grape	1,159	1
▲	797	Royal Blue	1,135	1
◆	3820	Dark Straw	1,130	1
▼	801	Dark Coffee Brown	940	1
★	322	Dark Baby Blue	931	1
❖	745	Light Pale Yellow	579	1
X	783	Medium Topaz	568	1
H	712	Cream	424	1
+	827	Very Light Blue	384	1
=	340	Medium Blue Violet	340	1
Z	3371	Black Brown	333	1
A	407	Dark Desert Sand	332	1
V	437	Light Tan	278	1
T	632	Ultra Very Dark Desert Sand	261	1
N	3746	Dark Blue Violet	251	1
S	992	Light Aquamarine	158	1
K	3733	Dusty Rose	137	1
E	3847	Dark Teal Green	114	1
C	3350	Ultra Dark Dusty Rose	13	1

Skeins are estimates: the thread a stitch takes on the front and back of 18 mesh canvas, plus 30 percent, rounded up for each color.
Thread colors are approximate screen matches to DMC numbers. Check against real thread before you buy.
For your own stitching, gifts and handmade pieces you sell. Do not resell or share this PDF or copies of it.

Whimsical Nativity under a starry night

Needlepoint pattern

Columns 1 to 90, rows 1 to 67. Start at the red outline

This page is the dark part of the chart



Key

- **DMC 939** Very Dark Navy Blue
- **DMC 154** Very Dark Grape
- **DMC 797** Royal Blue
- **DMC 3820** Dark Straw
- **DMC 801** Dark Coffee Brown
- **DMC 322** Dark Baby Blue
- **DMC 745** Light Pale Yellow
- **DMC 783** Medium Topaz
- **DMC 712** Cream
- **DMC 827** Very Light Blue
- **DMC 340** Medium Blue Violet
- **DMC 3371** Black Brown
- **DMC 437** Light Tan
- **DMC 632** Ultra Very Dark Desert Sand
- **DMC 3746** Dark Blue Violet
- **DMC 3733** Dusty Rose

Whimsical Nativity under a starry night

Needlepoint pattern

Columns 1 to 90, rows 68 to 126. Gray squares: charted already, do not stitch again

This page is the dark part of the chart



Key

- **DMC 939** Very Dark Navy Blue
- **DMC 154** Very Dark Grape
- **DMC 797** Royal Blue
- **DMC 3820** Dark Straw
- **DMC 801** Dark Coffee Brown
- **DMC 322** Dark Baby Blue
- **DMC 745** Light Pale Yellow
- **DMC 783** Medium Topaz
- **DMC 712** Cream
- **DMC 827** Very Light Blue
- **DMC 340** Medium Blue Violet
- **DMC 3371** Black Brown
- **DMC 407** Dark Desert Sand
- **DMC 437** Light Tan
- **DMC 632** Ultra Very Dark Desert Sand
- **DMC 3746** Dark Blue Violet
- **DMC 992** Light Aquamarine
- **DMC 3733** Dusty Rose
- **DMC 3847** Dark Teal Green
- **DMC 3350** Ultra Dark Dusty Rose