# Whimsical nursery fox

Needlepoint pattern | 90 x 126 stitches | 5 x 7 in (12.7 x 17.8 cm) on 18 mesh | 20 colors



## How to stitch it




1. Each square is one tent stitch, up at 1, down at 2. Lines in continental, right to left, the canvas upside down for the next row; wide areas in basketweave.
2. Cut 18 in of thread. Start and end it without a knot left behind.
3. Mark the middle of the canvas. It is the outlined square on page 2, column 45, row 63 (DMC 712): start there. Count threads, not holes.
4. Go on from it: picture first, background last. Gray squares are on two pages: stitch them once.
5. When it is done, block it square.

First time? How to needlepoint: flossfield.com/needlepoint/guides/how-to-start/
How to read a chart: flossfield.com/needlepoint/guides/how-to-read-a-chart/

## What you need

**Canvas:** blank mono canvas, 18 mesh (18 threads to the inch), cut 9 in wide x 11 in high (22.9 x 27.9 cm).

**Needle:** blunt tapestry, size 22. Also masking tape for the cut edges, and small scissors.

**Thread:** six-strand floss, 20 colors, about 24 skeins in all (an estimate). Stitch with 4 strands (5 or 6 if canvas shows).

**Frame it:** acid-free board and a frame.
How to frame needlepoint.

## Thread list, DMC

| | | | stitches | skeins |
|---|---|---|---|---|
| ● | 803 | Ultra Very Dark Baby Blue | 2,810 | 3 |
| ■ | 939 | Very Dark Navy Blue | 2,055 | 2 |
| ▲ | 336 | Navy Blue | 1,414 | 2 |
| ◆ | 712 | Cream | 657 | 1 |
| ▼ | 739 | Ultra Very Light Tan | 556 | 1 |
| ★ | 922 | Light Copper | 449 | 1 |
| ❖ | 3808 | Ultra Very Dark Turquoise | 421 | 1 |
| X | 3853 | Dark Autumn Gold | 395 | 1 |
| H | 340 | Medium Blue Violet | 373 | 1 |
| + | 920 | Medium Copper | 338 | 1 |
| = | 3809 | Very Dark Turquoise | 305 | 1 |
| Z | 918 | Dark Red Copper | 238 | 1 |
| A | 437 | Light Tan | 223 | 1 |
| V | 745 | Light Pale Yellow | 217 | 1 |
| T | 3811 | Very Light Turquoise | 194 | 1 |
| N | 597 | Turquoise | 177 | 1 |
| S | 3820 | Dark Straw | 162 | 1 |
| K | 3371 | Black Brown | 158 | 1 |
| E | 3746 | Dark Blue Violet | 120 | 1 |
| C | 783 | Medium Topaz | 78 | 1 |

Skeins are estimates: the thread a stitch takes on the front and back of 18 mesh canvas, plus 30 percent, rounded up for each color.
Thread colors are approximate screen matches to DMC numbers. Check against real thread before you buy.
For your own stitching, gifts and handmade pieces you sell. Do not resell or share this PDF or copies of it.

# Whimsical nursery fox

Needlepoint pattern

Columns 1 to 90, rows 1 to 67. Start at the red outline

This page is the dark part of the chart




## Key

- DMC 803 — Ultra Very Dark Baby Blue
- DMC 939 — Very Dark Navy Blue
- DMC 336 — Navy Blue
- DMC 712 — Cream
- DMC 739 — Ultra Very Light Tan
- DMC 922 — Light Copper
- DMC 3853 — Dark Autumn Gold
- DMC 340 — Medium Blue Violet
- DMC 920 — Medium Copper
- DMC 918 — Dark Red Copper
- DMC 437 — Light Tan
- DMC 745 — Light Pale Yellow
- DMC 3811 — Very Light Turquoise
- DMC 3820 — Dark Straw
- DMC 3371 — Black Brown
- DMC 783 — Medium Topaz

# Whimsical nursery fox Needlepoint pattern

Columns 1 to 90, rows 68 to 126. Gray squares: charted already, do not stitch again

This page is the dark part of the chart




## Key

- **DMC 803** Ultra Very Dark Baby Blue
- **DMC 939** Very Dark Navy Blue
- **DMC 336** Navy Blue
- **DMC 712** Cream
- **DMC 739** Ultra Very Light Tan
- **DMC 922** Light Copper
- **DMC 3808** Ultra Very Dark Turquoise
- **DMC 3853** Dark Autumn Gold
- **DMC 340** Medium Blue Violet
- **DMC 920** Medium Copper
- **DMC 3809** Very Dark Turquoise
- **DMC 918** Dark Red Copper
- **DMC 437** Light Tan
- **DMC 3811** Very Light Turquoise
- **DMC 597** Turquoise
- **DMC 3820** Dark Straw
- **DMC 3371** Black Brown
- **DMC 3746** Dark Blue Violet
- **DMC 783** Medium Topaz