Whimsical nutcracker bunny in a wreath

Needlepoint pattern | 130 x 130 stitches | 10 x 10 in (25.4 x 25.4 cm) on 13 mesh | 20 colors



How to stitch it



1. Each square is one tent stitch, up at 1, down at 2. Lines in continental, right to left, the canvas upside down for the next row; wide areas in basketweave.
2. Cut 18 in of thread. Start and end it without a knot left behind.
3. Mark the middle of the canvas. It is the outlined square on page 2, column 65, row 65 (DMC 154): start there. Count threads, not holes.
4. Go on from it: picture first, background last. Gray squares are on two pages: stitch them once.
5. Last, two more rows all round in DMC 3354: the seam hides them.

First time? How to needlepoint: flossfield.com/needlepoint/guides/how-to-start/
How to read a chart: flossfield.com/needlepoint/guides/how-to-read-a-chart/

What you need

Canvas: blank mono canvas, 13 mesh (13 threads to the inch), cut 14.5 in square (36.8 cm).

Needle: blunt tapestry, size 20. Also masking tape for the cut edges, and small scissors.

Thread: six-strand floss, 20 colors, about 37 skeins in all (an estimate). Stitch with 7 strands (8 if canvas shows).

Make it a pillow: backing fabric, an insert the size of the stitching or an inch larger, and cord or piping for the edge. How to finish a pillow.

Thread list, DMC

			stitches	skeins
●	**3354**	Light Dusty Rose	5,971	11
■	**154**	Very Dark Grape	2,467	4
▲	**3865**	Winter White	1,775	3
◆	**321**	Red	940	2
▼	**3347**	Medium Yellow Green	711	2
★	**3810**	Dark Turquoise	614	1
❖	**890**	Ultra Dark Pistachio Green	604	1
X	**3820**	Dark Straw	582	1
H	**3743**	Very Light Antique Violet	560	1
+	**3712**	Medium Salmon	415	1
=	**815**	Medium Garnet	390	1
Z	**3345**	Dark Hunter Green	365	1
A	**3348**	Light Yellow Green	355	1
V	**741**	Medium Tangerine	279	1
T	**3808**	Ultra Very Dark Turquoise	221	1
N	**920**	Medium Copper	173	1
S	**472**	Ultra Light Avocado Green	146	1
K	**3823**	Ultra Pale Yellow	128	1
E	**963**	Ultra Very Light Dusty Rose	128	1
C	**598**	Light Turquoise	76	1

Skeins are estimates, with the two extra rows: the thread a stitch takes on the front and back of 13 mesh canvas, plus 30 percent, rounded up for each color.

Thread colors are approximate screen matches to DMC numbers. Check against real thread before you buy.

For your own stitching, gifts and handmade pieces you sell. Do not resell or share this PDF or copies of it.

Whimsical nutcracker bunny in a wreath

Needlepoint pattern

Columns 1 to 69, rows 1 to 69. Start at the red outline

This page is the dark part of the chart



Key

- ● **DMC 3354** Light Dusty Rose
- ■ **DMC 154** Very Dark Grape
- ▲ **DMC 3865** Winter White
- ◆ **DMC 321** Red
- ▼ **DMC 3347** Medium Yellow Green
- ★ **DMC 3810** Dark Turquoise
- ❖ **DMC 890** Ultra Dark Pistachio Green
- X **DMC 3820** Dark Straw
- H **DMC 3743** Very Light Antique Violet
- \+ **DMC 3712** Medium Salmon
- = **DMC 815** Medium Garnet
- Z **DMC 3345** Dark Hunter Green
- A **DMC 3348** Light Yellow Green
- K **DMC 3823** Ultra Pale Yellow
- E **DMC 963** Ultra Very Light Dusty Rose

Whimsical nutcracker bunny in a wreath Needlepoint pattern

Columns 70 to 130, rows 1 to 69. Gray squares: charted already, do not stitch again

This page is the dark part of the chart



Key

- ● **DMC 3354** Light Dusty Rose
- ■ **DMC 154** Very Dark Grape
- ▲ **DMC 3865** Winter White
- ◆ **DMC 321** Red
- ▼ **DMC 3347** Medium Yellow Green
- ★ **DMC 3810** Dark Turquoise
- ❖ **DMC 890** Ultra Dark Pistachio Green
- X **DMC 3820** Dark Straw
- H **DMC 3743** Very Light Antique Violet
- \+ **DMC 3712** Medium Salmon
- = **DMC 815** Medium Garnet
- Z **DMC 3345** Dark Hunter Green
- A **DMC 3348** Light Yellow Green
- V **DMC 741** Medium Tangerine
- T **DMC 3808** Ultra Very Dark Turquoise
- N **DMC 920** Medium Copper
- S **DMC 472** Ultra Light Avocado Green
- E **DMC 963** Ultra Very Light Dusty Rose

Whimsical nutcracker bunny in a wreath Needlepoint pattern

Columns 1 to 69, rows 70 to 130. Gray squares: charted already, do not stitch again

This page is the dark part of the chart

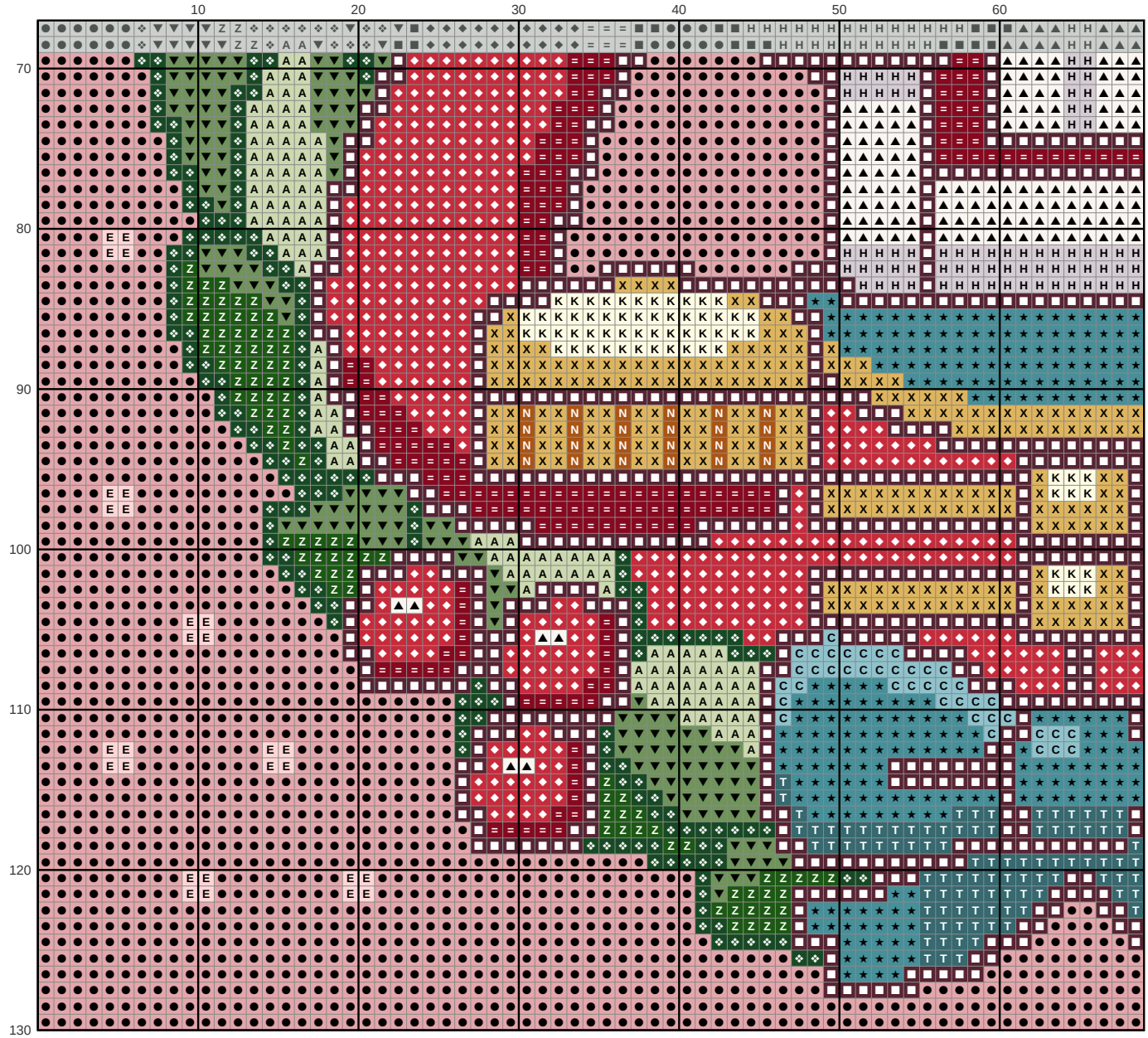

Key

- ● **DMC 3354** Light Dusty Rose
- ■ **DMC 154** Very Dark Grape
- ▲ **DMC 3865** Winter White
- ◆ **DMC 321** Red
- ▼ **DMC 3347** Medium Yellow Green
- ★ **DMC 3810** Dark Turquoise
- ❖ **DMC 890** Ultra Dark Pistachio Green
- X **DMC 3820** Dark Straw
- H **DMC 3743** Very Light Antique Violet
- = **DMC 815** Medium Garnet
- Z **DMC 3345** Dark Hunter Green
- A **DMC 3348** Light Yellow Green
- T **DMC 3808** Ultra Very Dark Turquoise
- N **DMC 920** Medium Copper
- K **DMC 3823** Ultra Pale Yellow
- E **DMC 963** Ultra Very Light Dusty Rose
- C **DMC 598** Light Turquoise

Whimsical nutcracker bunny in a wreath

Needlepoint pattern

Columns 70 to 130, rows 70 to 130. Gray squares: charted already, do not stitch again

This page is the dark part of the chart

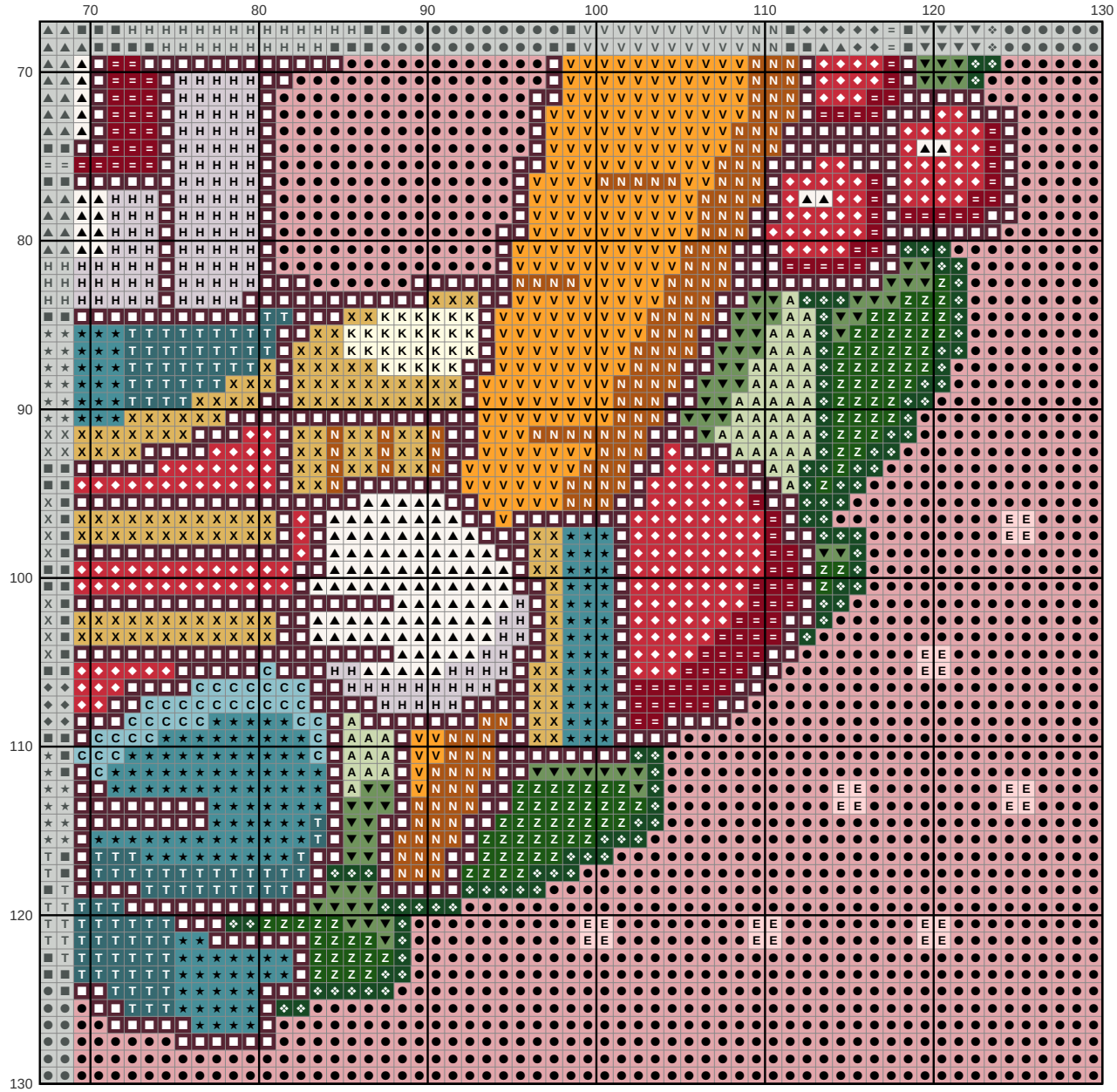

Key

- ● **DMC 3354** Light Dusty Rose
- ■ **DMC 154** Very Dark Grape
- ▲ **DMC 3865** Winter White
- ◆ **DMC 321** Red
- ▼ **DMC 3347** Medium Yellow Green
- ★ **DMC 3810** Dark Turquoise
- ❖ **DMC 890** Ultra Dark Pistachio Green
- X **DMC 3820** Dark Straw
- H **DMC 3743** Very Light Antique Violet
- = **DMC 815** Medium Garnet
- Z **DMC 3345** Dark Hunter Green
- A **DMC 3348** Light Yellow Green
- V **DMC 741** Medium Tangerine
- T **DMC 3808** Ultra Very Dark Turquoise
- N **DMC 920** Medium Copper
- K **DMC 3823** Ultra Pale Yellow
- E **DMC 963** Ultra Very Light Dusty Rose
- C **DMC 598** Light Turquoise