Polar bear in an old fashioned cocktail

Needlepoint pattern | 90 x 90 stitches | 5 x 5 in (12.7 x 12.7 cm) on 18 mesh | 18 colors



How to stitch it



1. Each square is one tent stitch, up at 1, down at 2. Lines in continental, right to left, the canvas upside down for the next row; wide areas in basketweave.
2. Cut 18 in of thread. Start and end it without a knot left behind.
3. Mark the middle of the canvas. It is the outlined square on page 2, column 45, row 45 (DMC 3841): start there. Count threads, not holes.
4. Go on from it: picture first, background last. Gray squares are on two pages: stitch them once.
5. Last, two more rows all round, each stitch in the color it lies beside: the opening's edge hides them.

First time? How to needlepoint: flossfield.com/needlepoint/guides/how-to-start/
How to read a chart: flossfield.com/needlepoint/guides/how-to-read-a-chart/

What you need

Canvas: blank mono canvas, 18 mesh (18 threads to the inch), cut 9.5 in square (24.1 cm).

Needle: blunt tapestry, size 22. Also masking tape for the cut edges, and small scissors.

Thread: six-strand floss, 18 colors, about 21 skeins in all (an estimate). Stitch with 4 strands (5 or 6 if canvas shows).

Fit it into a lid: the box or tray, acid-free board and backing. Measure the opening first.
How to fit it into a lid.

Thread list, DMC

			stitches	skeins
●	3834	Dark Grape	2,437	3
■	BLANC	White	2,000	2
▲	3841	Pale Baby Blue	637	1
◆	921	Copper	478	1
▼	3810	Dark Turquoise	414	1
★	741	Medium Tangerine	361	1
❖	3755	Baby Blue	354	1
X	3853	Dark Autumn Gold	337	1
H	918	Dark Red Copper	286	1
+	744	Pale Yellow	157	1
=	3808	Ultra Very Dark Turquoise	144	1
Z	946	Medium Burnt Orange	112	1
A	3835	Medium Grape	104	1
V	3354	Light Dusty Rose	95	1
T	3371	Black Brown	92	1
N	321	Red	56	1
S	815	Medium Garnet	20	1
K	470	Light Avocado Green	16	1

Skeins are estimates, with the two extra rows: the thread a stitch takes on the front and back of 18 mesh canvas, plus 30 percent, rounded up for each color.

Thread colors are approximate screen matches to DMC numbers. Check against real thread before you buy.

For your own stitching, gifts and handmade pieces you sell. Do not resell or share this PDF or copies of it.

Polar bear in an old fashioned cocktail

Needlepoint pattern

Columns 1 to 49, rows 1 to 90. Start at the red outline

This page is the dark part of the chart

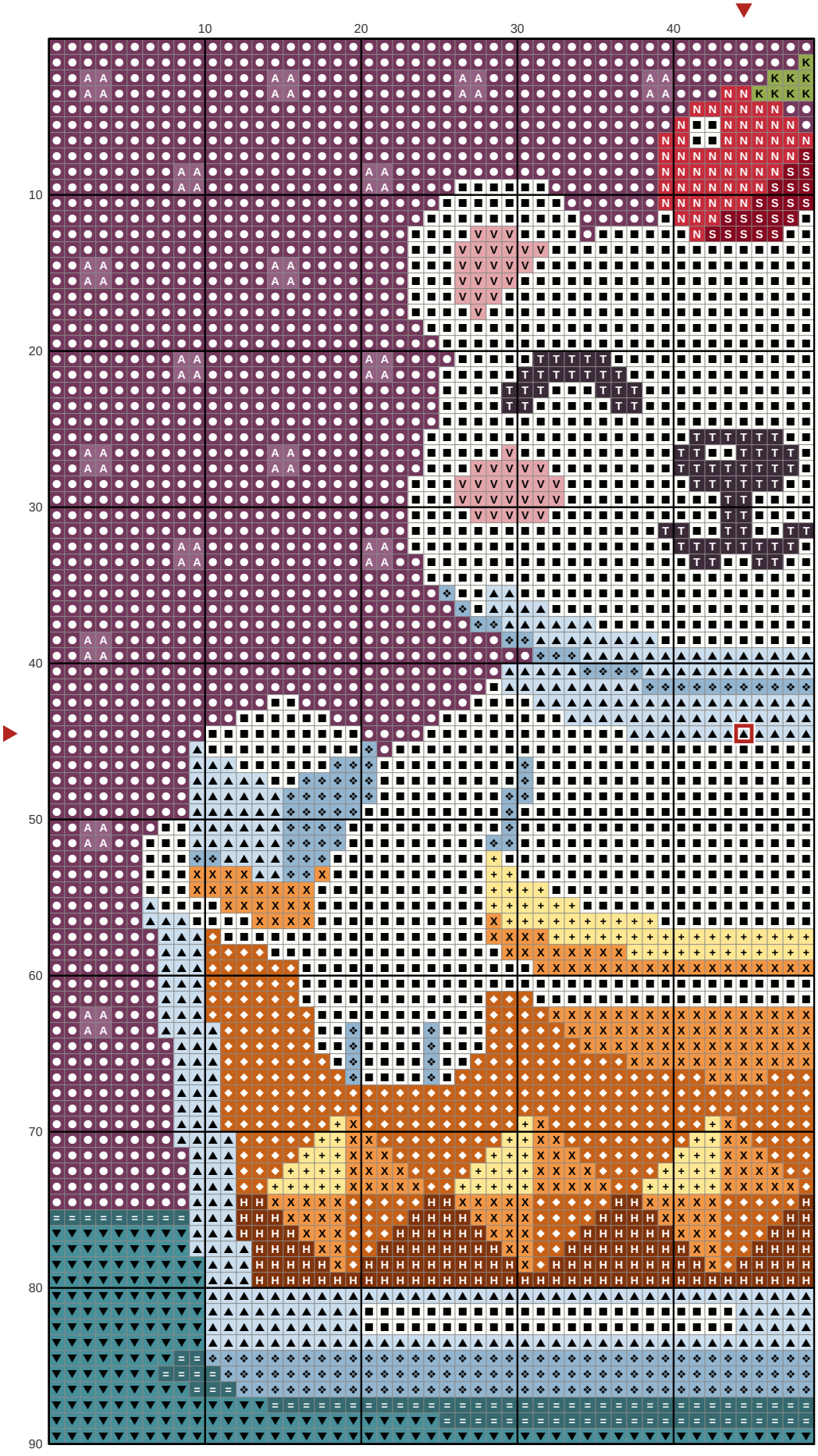

Key

- DMC 3834 Dark Grape
- DMC BLANC White
- DMC 3841 Pale Baby Blue
- DMC 921 Copper
- DMC 3810 Dark Turquoise
- DMC 3755 Baby Blue
- DMC 3853 Dark Autumn Gold
- DMC 918 Dark Red Copper
- DMC 744 Pale Yellow
- DMC 3808 Ultra Very Dark Turquoise
- DMC 3835 Medium Grape
- DMC 3354 Light Dusty Rose
- DMC 3371 Black Brown
- DMC 321 Red
- DMC 815 Medium Garnet
- DMC 470 Light Avocado Green

Polar bear in an old fashioned cocktail Needlepoint pattern

Columns 50 to 90, rows 1 to 90. Gray squares: charted already, do not stitch again

This page is the dark part of the chart

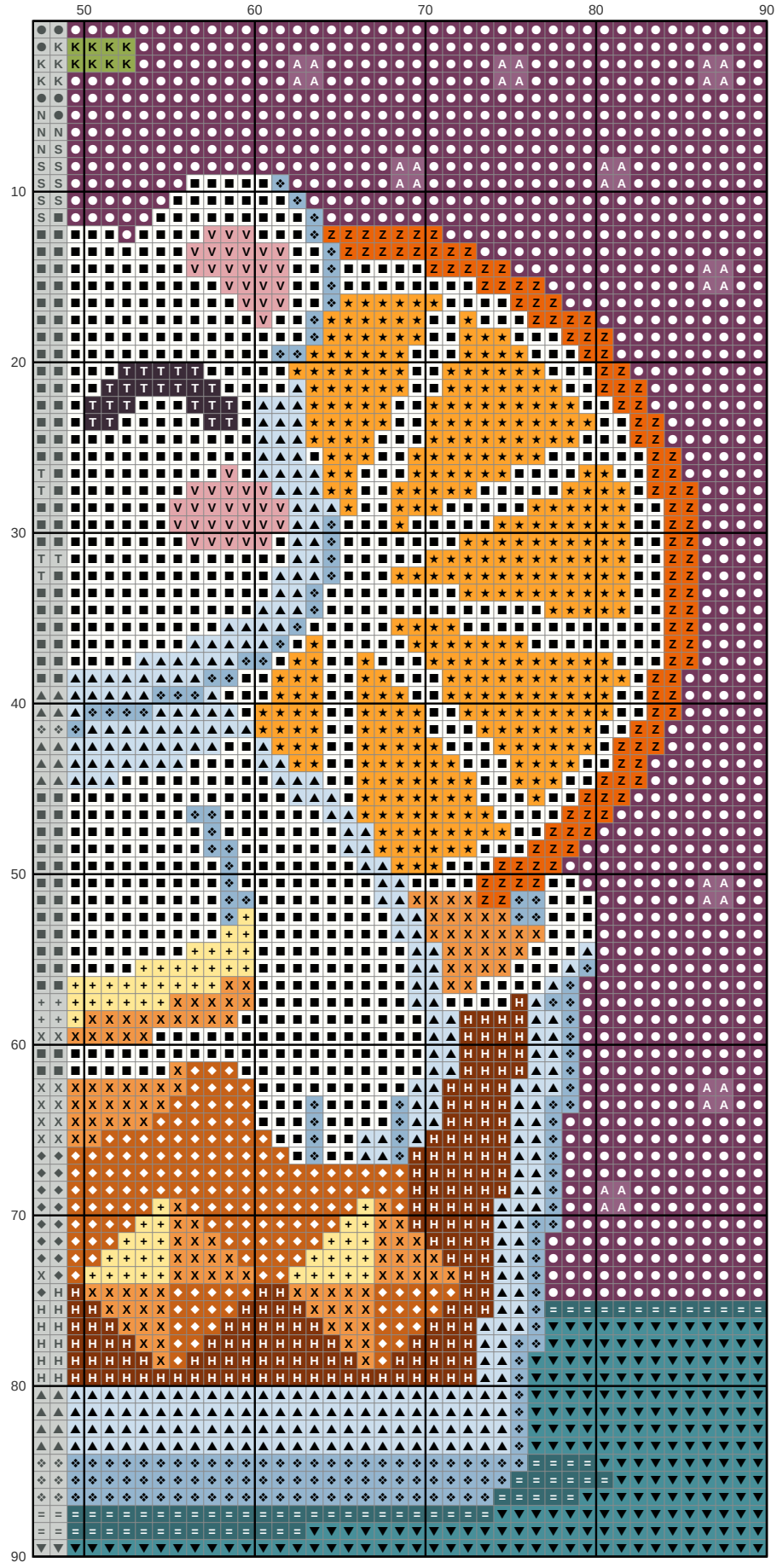

Key

- **DMC 3834** Dark Grape
- **DMC BLANC** White
- **DMC 3841** Pale Baby Blue
- **DMC 921** Copper
- **DMC 3810** Dark Turquoise
- **DMC 741** Medium Tangerine
- **DMC 3755** Baby Blue
- **DMC 3853** Dark Autumn Gold
- **DMC 918** Dark Red Copper
- **DMC 744** Pale Yellow
- **DMC 3808** Ultra Very Dark Turquoise
- **DMC 946** Medium Burnt Orange
- **DMC 3835** Medium Grape
- **DMC 3354** Light Dusty Rose
- **DMC 3371** Black Brown
- **DMC 470** Light Avocado Green