Whimsical baby bodysuit on the moon

Needlepoint pattern | 90 x 90 stitches | 5 x 5 in (12.7 x 12.7 cm) on 18 mesh | 18 colors



How to stitch it



1. Each square is one tent stitch, up at 1, down at 2. Lines in continental, right to left, the canvas upside down for the next row; wide areas in basketweave.
2. Cut 18 in of thread. Start and end it without a knot left behind.
3. Mark the middle of the canvas. It is the outlined square on page 2, column 45, row 45 (DMC 3822): start there. Count threads, not holes.
4. Go on from it: picture first, background last. Gray squares are on two pages: stitch them once.
5. Last, two more rows all round, each stitch in the color it lies beside: the opening's edge hides them.

First time? How to needlepoint: flossfield.com/needlepoint/guides/how-to-start/
How to read a chart: flossfield.com/needlepoint/guides/how-to-read-a-chart/

What you need

Canvas: blank mono canvas, 18 mesh (18 threads to the inch), cut 9.5 in square (24.1 cm).

Needle: blunt tapestry, size 22. Also masking tape for the cut edges, and small scissors.

Thread: six-strand floss, 18 colors, about 19 skeins in all (an estimate). Stitch with 4 strands (5 or 6 if canvas shows).

Fit it into a lid: the box or tray, acid-free board and backing. Measure the opening first.
How to fit it into a lid.

Thread list, DMC

			stitches	skeins
●	**823**	Dark Navy Blue	1,170	2
■	**727**	Very Light Topaz	956	1
▲	**939**	Very Dark Navy Blue	924	1
◆	**341**	Light Blue Violet	794	1
▼	**336**	Navy Blue	770	1
★	**3822**	Light Straw	566	1
❖	**3810**	Dark Turquoise	508	1
X	**3078**	Very Light Golden Yellow	432	1
H	**3865**	Winter White	412	1
+	**155**	Medium Dark Blue Violet	382	1
=	**3747**	Very Light Blue Violet	340	1
Z	**3325**	Light Baby Blue	294	1
A	**598**	Light Turquoise	198	1
V	**351**	Coral	120	1
T	**436**	Tan	80	1
N	**801**	Dark Coffee Brown	72	1
S	**353**	Peach	66	1
K	**350**	Medium Coral	16	1

Skeins are estimates, with the two extra rows: the thread a stitch takes on the front and back of 18 mesh canvas, plus 30 percent, rounded up for each color.

Thread colors are approximate screen matches to DMC numbers. Check against real thread before you buy.

For your own stitching, gifts and handmade pieces you sell. Do not resell or share this PDF or copies of it.

Whimsical baby bodysuit on the moon

Needlepoint pattern

Columns 1 to 49, rows 1 to 90. Start at the red outline

This page is the dark part of the chart



Key

- DMC 823 — Dark Navy Blue
- DMC 727 — Very Light Topaz
- DMC 939 — Very Dark Navy Blue
- DMC 341 — Light Blue Violet
- DMC 336 — Navy Blue
- DMC 3822 — Light Straw
- DMC 3810 — Dark Turquoise
- X DMC 3078 — Very Light Golden Yellow
- H DMC 3865 — Winter White
- \+ DMC 155 — Medium Dark Blue Violet
- = DMC 3747 — Very Light Blue Violet
- Z DMC 3325 — Light Baby Blue
- A DMC 598 — Light Turquoise
- V DMC 351 — Coral
- T DMC 436 — Tan
- N DMC 801 — Dark Coffee Brown
- S DMC 353 — Peach
- K DMC 350 — Medium Coral

Whimsical baby bodysuit on the moon Needlepoint pattern

Columns 50 to 90, rows 1 to 90. Gray squares: charted already, do not stitch again

This page is the dark part of the chart



Key

- DMC 823 Dark Navy Blue
- DMC 727 Very Light Topaz
- DMC 939 Very Dark Navy Blue
- DMC 341 Light Blue Violet
- DMC 336 Navy Blue
- DMC 3822 Light Straw
- DMC 3810 Dark Turquoise
- DMC 3078 Very Light Golden Yellow
- DMC 3865 Winter White
- DMC 155 Medium Dark Blue Violet
- DMC 3747 Very Light Blue Violet
- DMC 3325 Light Baby Blue
- DMC 598 Light Turquoise
- DMC 351 Coral
- DMC 436 Tan
- DMC 801 Dark Coffee Brown
- DMC 353 Peach
- DMC 350 Medium Coral