Whimsical open book at sea

Needlepoint pattern | 90 x 126 stitches | 5 x 7 in (12.7 x 17.8 cm) on 18 mesh | 19 colors



How to stitch it



1. Each square is one tent stitch, up at 1, down at 2. Lines in continental, right to left, the canvas upside down for the next row; wide areas in basketweave.
2. Cut 18 in of thread. Start and end it without a knot left behind.
3. Mark the middle of the canvas. It is the outlined square on page 2, column 45, row 63 (DMC 31): start there. Count threads, not holes.
4. Go on from it: picture first, background last. Gray squares are on two pages: stitch them once.
5. When it is done, block it square.

First time? How to needlepoint: flossfield.com/needlepoint/guides/how-to-start/
How to read a chart: flossfield.com/needlepoint/guides/how-to-read-a-chart/

What you need

Canvas: blank mono canvas, 18 mesh (18 threads to the inch), cut 9 in wide x 11 in high (22.9 x 27.9 cm).

Needle: blunt tapestry, size 22. Also masking tape for the cut edges, and small scissors.

Thread: six-strand floss, 19 colors, about 21 skeins in all (an estimate). Stitch with 4 strands (5 or 6 if canvas shows).

Frame it: acid-free board and a frame.
How to frame needlepoint.

Thread list, DMC

			stitches	skeins
●	939	Very Dark Navy Blue	2,148	2
■	32	Dark Blueberry	1,504	2
▲	31	Blueberry	1,122	1
◆	208	Very Dark Lavender	1,046	1
▼	712	Cream	814	1
★	806	Medium Dark Wedgwood	727	1
❖	744	Pale Yellow	526	1
X	815	Medium Garnet	423	1
H	739	Ultra Very Light Tan	399	1
+	3808	Ultra Very Dark Turquoise	387	1
=	209	Dark Lavender	370	1
Z	321	Red	366	1
A	3811	Very Light Turquoise	323	1
V	155	Medium Dark Blue Violet	295	1
T	3844	Dark Bright Turquoise	272	1
N	3864	Light Mocha Beige	223	1
S	728	Topaz	146	1
K	898	Very Dark Coffee Brown	128	1
E	783	Medium Topaz	121	1

Skeins are estimates: the thread a stitch takes on the front and back of 18 mesh canvas, plus 30 percent, rounded up for each color.
Thread colors are approximate screen matches to DMC numbers. Check against real thread before you buy.
For your own stitching, gifts and handmade pieces you sell. Do not resell or share this PDF or copies of it.

Whimsical open book at sea

Needlepoint pattern

Columns 1 to 90, rows 1 to 67. Start at the red outline

This page is the dark part of the chart



Key

- **DMC 939** Very Dark Navy Blue
- **DMC 32** Dark Blueberry
- **DMC 31** Blueberry
- **DMC 208** Very Dark Lavender
- **DMC 806** Medium Dark Wedgwood
- **DMC 744** Pale Yellow
- **DMC 815** Medium Garnet
- **DMC 3808** Ultra Very Dark Turquoise
- **DMC 321** Red
- **DMC 3811** Very Light Turquoise
- **DMC 155** Medium Dark Blue Violet
- **DMC 728** Topaz
- **DMC 898** Very Dark Coffee Brown
- **DMC 783** Medium Topaz

Whimsical open book at sea

Needlepoint pattern

Columns 1 to 90, rows 68 to 126. Gray squares: charted already, do not stitch again

This page is the dark part of the chart



Key

- **DMC 939** Very Dark Navy Blue
- **DMC 32** Dark Blueberry
- **DMC 31** Blueberry
- **DMC 208** Very Dark Lavender
- **DMC 712** Cream
- **DMC 806** Medium Dark Wedgwood
- **DMC 815** Medium Garnet
- **DMC 739** Ultra Very Light Tan
- **DMC 3808** Ultra Very Dark Turquoise
- **DMC 209** Dark Lavender
- **DMC 321** Red
- **DMC 3811** Very Light Turquoise
- **DMC 155** Medium Dark Blue Violet
- **DMC 3844** Dark Bright Turquoise
- **DMC 3864** Light Mocha Beige
- **DMC 898** Very Dark Coffee Brown
- **DMC 783** Medium Topaz