Whimsical pasta with a happy cat

Needlepoint pattern | 140 x 140 stitches | 14 x 14 in (35.6 x 35.6 cm) on 10 mesh | 24 colors



How to stitch it



1. Each square is one tent stitch, up at 1, down at 2. Lines in continental, right to left, the canvas upside down for the next row; wide areas in basketweave.
2. Cut 18 in of thread. Start and end it without a knot left behind.
3. Mark the middle of the canvas. It is the outlined square on page 2, column 70, row 70 (DMC 745): start there. Count threads, not holes.
4. Go on from it: picture first, background last. Gray squares are on two pages: stitch them once.
5. Last, two more rows all round, each stitch in the color it lies beside: the seam hides them.

First time? How to needlepoint: flossfield.com/needlepoint/guides/how-to-start/
How to read a chart: flossfield.com/needlepoint/guides/how-to-read-a-chart/

What you need

Canvas: blank mono canvas, 10 mesh (10 threads to the inch), cut 18.5 in square (47 cm).

Needle: blunt tapestry, size 18. Also masking tape for the cut edges, and small scissors.

Thread: pearl cotton size 3, 24 colors, about 46 skeins in all (an estimate). Stitch with 2 lengths together.

Make it a pillow: backing fabric, an insert the size of the stitching or an inch larger, and cord or piping for the edge. How to finish a pillow.

Thread list, DMC

			stitches	skeins
●	**3808**	Ultra Very Dark Turquoise	6,992	12
■	**3853**	Dark Autumn Gold	3,008	5
▲	**712**	Cream	1,411	3
◆	**321**	Red	1,106	2
▼	**761**	Light Salmon	954	2
★	**745**	Light Pale Yellow	775	2
❖	**3827**	Pale Golden Brown	706	2
X	**918**	Dark Red Copper	700	2
H	**815**	Medium Garnet	630	1
+	**3848**	Medium Teal Green	525	1
=	**921**	Copper	372	1
Z	**3820**	Dark Straw	348	1
A	**3712**	Medium Salmon	286	1
V	**3847**	Dark Teal Green	285	1
T	**975**	Dark Golden Brown	250	1
N	**3852**	Very Dark Straw	245	1
S	**3371**	Black Brown	218	1
K	**780**	Ultra Very Dark Topaz	196	1
E	**898**	Very Dark Coffee Brown	172	1
C	**435**	Very Light Brown	156	1
P	**932**	Light Antique Blue	123	1
U	**702**	Kelly Green	55	1
L	**895**	Very Dark Hunter Green	50	1
2	**704**	Bright Chartreuse	37	1

Skeins are estimates, with the two extra rows: the thread a stitch takes on the front and back of 10 mesh canvas, plus 30 percent, rounded up for each color.

Thread colors are approximate screen matches to DMC numbers. Check against real thread before you buy.

For your own stitching, gifts and handmade pieces you sell. Do not resell or share this PDF or copies of it.

Whimsical pasta with a happy cat Needlepoint pattern

Columns 1 to 74, rows 1 to 74. Start at the red outline

This page is the dark part of the chart



Key

- DMC 3808 Ultra Very Dark Turquoise
- DMC 3853 Dark Autumn Gold
- DMC 712 Cream
- DMC 321 Red
- DMC 745 Light Pale Yellow
- DMC 3827 Pale Golden Brown
- DMC 918 Dark Red Copper
- DMC 815 Medium Garnet
- DMC 3820 Dark Straw
- DMC 3712 Medium Salmon
- DMC 3852 Very Dark Straw
- DMC 3371 Black Brown
- DMC 780 Ultra Very Dark Topaz

Whimsical pasta with a happy cat Needlepoint pattern

Columns 75 to 140, rows 1 to 74. Gray squares: charted already, do not stitch again

This page is the dark part of the chart



Key

- **DMC 3808** Ultra Very Dark Turquoise
- **DMC 3853** Dark Autumn Gold
- **DMC 712** Cream
- **DMC 321** Red
- **DMC 745** Light Pale Yellow
- **DMC 3827** Pale Golden Brown
- **DMC 918** Dark Red Copper
- **DMC 815** Medium Garnet
- **DMC 921** Copper
- **DMC 3712** Medium Salmon
- **DMC 3371** Black Brown
- **DMC 780** Ultra Very Dark Topaz

Whimsical pasta with a happy cat Needlepoint pattern

Columns 1 to 74, rows 75 to 140. Gray squares: charted already, do not stitch again

This page is the dark part of the chart



Key

- **DMC 3808** Ultra Very Dark Turquoise
- **DMC 3853** Dark Autumn Gold
- **DMC 712** Cream
- **DMC 321** Red
- **DMC 761** Light Salmon
- **DMC 745** Light Pale Yellow
- **DMC 3827** Pale Golden Brown
- **DMC 918** Dark Red Copper
- **DMC 815** Medium Garnet
- **DMC 3848** Medium Teal Green
- **DMC 921** Copper
- **DMC 3820** Dark Straw
- **DMC 3847** Dark Teal Green
- **DMC 975** Dark Golden Brown
- **DMC 3852** Very Dark Straw
- **DMC 780** Ultra Very Dark Topaz
- **DMC 898** Very Dark Coffee Brown
- **DMC 435** Very Light Brown
- **DMC 932** Light Antique Blue
- **DMC 702** Kelly Green
- **DMC 704** Bright Chartreuse

Whimsical pasta with a happy cat Needlepoint pattern

Columns 75 to 140, rows 75 to 140. Gray squares: charted already, do not stitch again

This page is the dark part of the chart



Key

- **DMC 3808** Ultra Very Dark Turquoise
- **DMC 3853** Dark Autumn Gold
- **DMC 712** Cream
- **DMC 321** Red
- **DMC 761** Light Salmon
- **DMC 745** Light Pale Yellow
- **DMC 3827** Pale Golden Brown
- **DMC 918** Dark Red Copper
- **DMC 815** Medium Garnet
- **DMC 3848** Medium Teal Green
- **DMC 921** Copper
- **DMC 3820** Dark Straw
- **DMC 3847** Dark Teal Green
- **DMC 3852** Very Dark Straw
- **DMC 780** Ultra Very Dark Topaz
- **DMC 932** Light Antique Blue
- **DMC 702** Kelly Green
- **DMC 895** Very Dark Hunter Green
- **DMC 704** Bright Chartreuse