Pastel elephants, mother and calf

Needlepoint pattern | 160 x 120 stitches | 16 x 12 in (40.6 x 30.5 cm) on 10 mesh | 20 colors



Thread key, DMC

			stitches	yards	skeins
●	**340**	Medium Blue Violet	3,310	41	5
■	**3823**	Ultra Pale Yellow	2,712	34	5
▲	**3824**	Light Apricot	2,084	26	4
◆	**341**	Light Blue Violet	1,721	22	3
▼	**3747**	Very Light Blue Violet	1,017	13	2
★	**333**	Very Dark Blue Violet	833	11	2
❖	**761**	Light Salmon	796	10	2
X	**155**	Medium Dark Blue Violet	742	10	2
O	**502**	Blue Green	739	10	2
+	**3817**	Light Celadon Green	636	8	1
=	**503**	Medium Blue Green	620	8	1
Z	**3687**	Mauve	574	8	1
A	**745**	Light Pale Yellow	559	7	1
V	**3770**	Very Light Tawny	507	7	1
T	**3354**	Light Dusty Rose	486	6	1
N	**967**	Very Light Apricot	479	6	1
S	**211**	Light Lavender	437	6	1
K	**504**	Very Light Blue Green	436	6	1
E	**963**	Ultra Very Light Dusty Rose	421	6	1
C	**3746**	Dark Blue Violet	91	2	1

One chart square is one tent stitch over one canvas intersection.

Cut the canvas at least 20 x 16 in (50.8 x 40.6 cm) for 10 mesh: the design and 2 in (5.1 cm) of margin on every side.

19,200 stitches in all. Start from the center: a red arrow above the chart marks the center column, and one to the left of it the center row. The arrows are on the pages those lines cross.

The chart is divided evenly over 4 pages. Pages 2, 3, 4 and 5 are turned on their side, for a part that is wider than it is tall. Where chart pages join, gray squares repeat two rows or columns. The small picture at the top of each chart page shows which part it is.

Thread: pearl cotton size 3, 2 strands in the needle on 10 mesh, about 38 skeins of 16.4 yd in all. Or six-strand floss, 8 to 10 strands, about 56 skeins of 8.7 yd; or tapestry wool, 1 strand, about 36 skeins of 8.7 yd; or Persian wool, 3 strands, about 39 skeins of 8 yd. Wool is numbered differently: match it by eye. Needle: tapestry, size 16 or 18.

Yards and skeins are estimates: the thread a stitch takes on the front and back of 10 mesh canvas, plus 30 percent, rounded up for each color (about 247 yards in all, as the thread lies in the needle).

Thread colors are approximate screen matches to DMC numbers. Check against real thread before you buy.

Make it a pillow: also have backing fabric, an insert the size of the stitching or an inch larger, and cord or piping for the edge. The seam takes the last two rows: stitch two extra rows all round, or keep the edge plain. "How to finish a pillow" is a guide linked from this pattern's page.

For your own stitching, gifts and handmade pieces you sell. Do not resell or share this PDF.

Pastel elephants, mother and calf

Needlepoint pattern

Chart 1 of 4: columns 1 to 80, rows 1 to 60

This page is the dark part of the chart

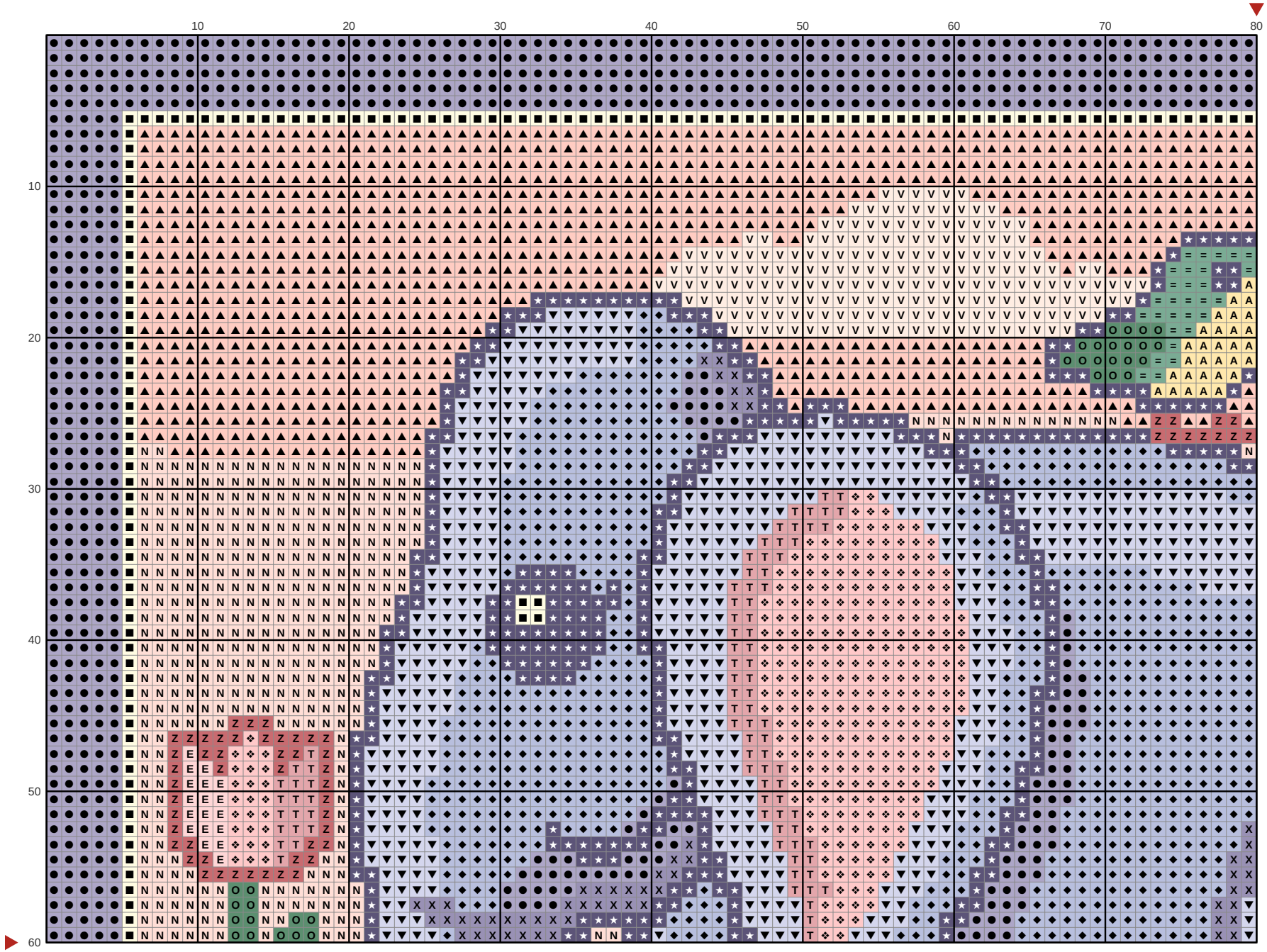

Pastel elephants, mother and calf

Needlepoint pattern

Chart 2 of 4: columns 81 to 160, rows 1 to 60; gray squares repeat columns 79 and 80

This page is the dark part of the chart



Pastel elephants, mother and calf

Needlepoint pattern

Chart 3 of 4: columns 1 to 80, rows 61 to 120; gray squares repeat rows 59 and 60

This page is the dark part of the chart



Pastel elephants, mother and calf

Needlepoint pattern

Chart 4 of 4: columns 81 to 160, rows 61 to 120; gray squares repeat columns 79 and 80 and rows 59 and 60

This page is the dark part of the chart

