Fan-tailed peacock to stand up

Needlepoint pattern | 258 x 188 stitches | all pieces 14.3 x 10.4 in (36.4 x 26.5 cm) on 18 mesh | 20 colors



How to stitch it



1. Each square is one tent stitch, up at 1, down at 2. Lines in continental, right to left, the canvas upside down for the next row; wide areas in basketweave.
2. Cut 18 in of thread. Start and end it without a knot left behind.
3. Mark the middle of each canvas. It is that piece's outlined square: start there. Count threads, not holes.
4. Go on from it: picture first, background last. Gray squares are on two pages: stitch them once. Empty squares stay bare.
5. Last, two more rows all round each piece, each stitch in the color it lies beside: the seam hides them.

First time? How to needlepoint: flossfield.com/needlepoint/guides/how-to-start/
How to read a chart: flossfield.com/needlepoint/guides/how-to-read-a-chart/

What you need

Canvas: blank mono canvas, 18 mesh (18 threads to the inch), a piece for each: front and back each 11.5 in wide x 12.5 in high, base 9.5 in wide x 6.5 in high.

Needle: blunt tapestry, size 22. Also masking tape for the cut edges, and small scissors.

Thread: six-strand floss, 20 colors, about 36 skeins in all (an estimate). Stitch with 4 strands (5 or 6 if canvas shows).

Make it a stand-up: backing fabric, stuffing, an oval of board for the base, pellets to weight it, and cord. How to finish a stand-up.

Thread list, DMC

			stitches	skeins
●	823	Dark Navy Blue	4,951	7
■	906	Medium Parrot Green	2,472	2
▲	912	Light Emerald Green	2,448	3
◆	3846	Light Bright Turquoise	2,388	2
▼	550	Very Dark Violet	2,047	2
★	3843	Electric Blue	1,862	2
❖	909	Very Dark Emerald Green	1,779	2
X	33	Fuchsia	1,724	2
H	29	Eggplant	1,656	2
+	742	Light Tangerine	1,301	2
=	BLANC	White	1,085	1
Z	959	Medium Seagreen	862	1
A	210	Medium Lavender	696	1
V	995	Dark Electric Blue	652	1
T	907	Light Parrot Green	440	1
N	744	Pale Yellow	395	1
S	350	Medium Coral	278	1
K	797	Royal Blue	194	1
E	352	Light Coral	145	1
C	747	Very Light Sky Blue	132	1

Skeins are estimates, with the two extra rows: the thread a stitch takes on the front and back of 18 mesh canvas, plus 30 percent, rounded up for each color.

Thread colors are approximate screen matches to DMC numbers. Check against real thread before you buy.

For your own stitching, gifts and handmade pieces you sell. Do not resell or share this PDF or copies of it.

Fan-tailed peacock to stand up

Needlepoint pattern

Columns 5 to 88, rows 5 to 72

This page is the dark part of the chart



Key

- **DMC 823** Dark Navy Blue
- **DMC 912** Light Emerald Green
- **DMC 3846** Light Bright Turquoise
- **DMC 550** Very Dark Violet
- **DMC 3843** Electric Blue
- **DMC 909** Very Dark Emerald Green
- **DMC 33** Fuchsia
- **DMC 29** Eggplant
- **DMC 742** Light Tangerine
- **DMC BLANC** White
- **DMC 959** Medium Seagreen
- **DMC 210** Medium Lavender
- **DMC 995** Dark Electric Blue
- **DMC 744** Pale Yellow
- **DMC 350** Medium Coral
- **DMC 352** Light Coral

Fan-tailed peacock to stand up Needlepoint pattern

Columns 89 to 171, rows 5 to 72. Gray squares: charted already, do not stitch again

This page is the dark part of the chart

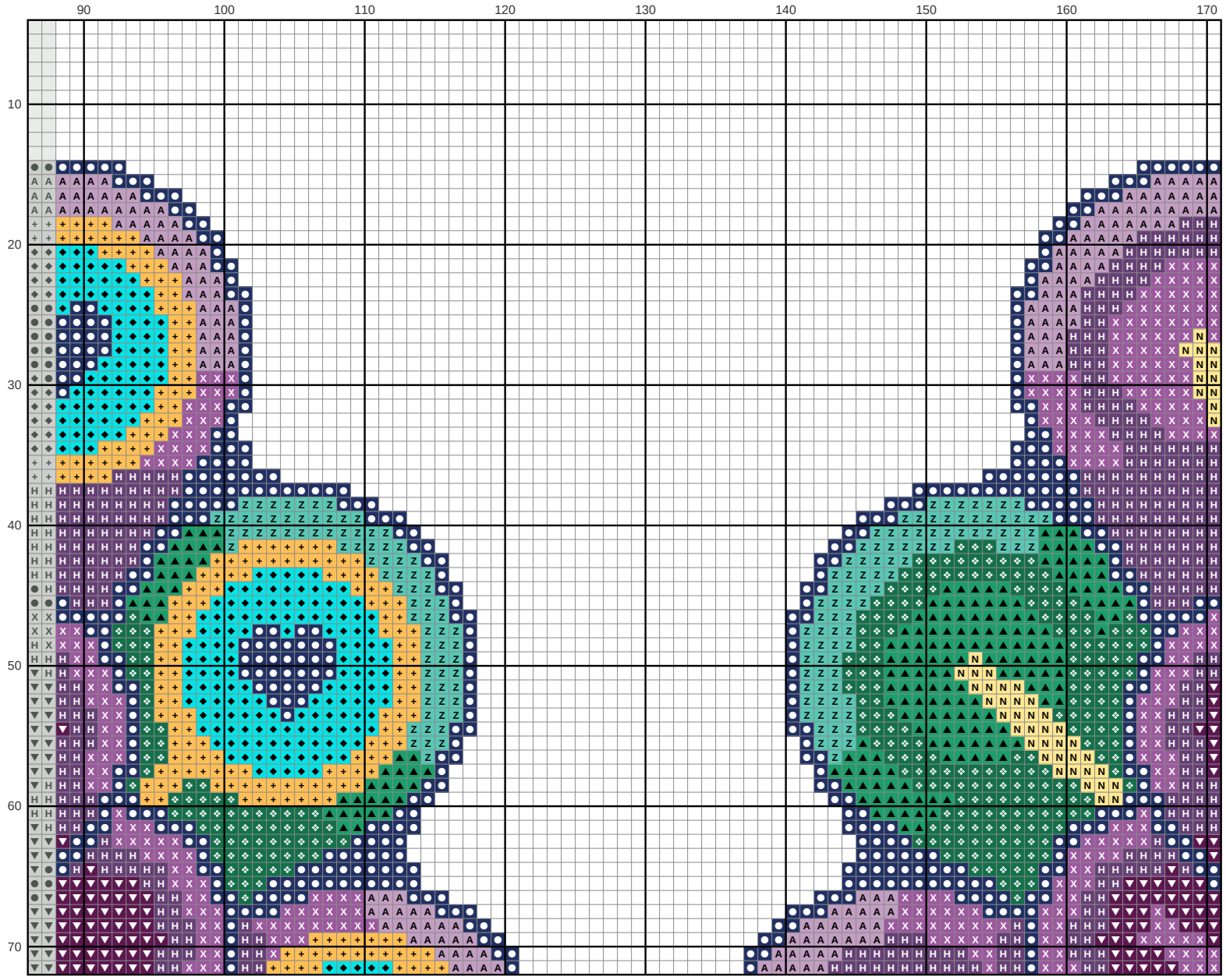

Key

- **DMC 823** Dark Navy Blue
- **DMC 912** Light Emerald Green
- **DMC 3846** Light Bright Turquoise
- **DMC 550** Very Dark Violet
- **DMC 909** Very Dark Emerald Green
- **DMC 33** Fuchsia
- **DMC 29** Eggplant
- **DMC 742** Light Tangerine
- **DMC 959** Medium Seagreen
- **DMC 210** Medium Lavender
- **DMC 744** Pale Yellow

Fan-tailed peacock to stand up Needlepoint pattern

Columns 172 to 254, rows 5 to 72. Gray squares: charted already, do not stitch again

This page is the dark part of the chart



Key

- **DMC 823** Dark Navy Blue
- **DMC 912** Light Emerald Green
- **DMC 3846** Light Bright Turquoise
- **DMC 550** Very Dark Violet
- **DMC 909** Very Dark Emerald Green
- **DMC 33** Fuchsia
- **DMC 29** Eggplant
- **DMC 959** Medium Seagreen
- **DMC 210** Medium Lavender
- **DMC 744** Pale Yellow

Fan-tailed peacock to stand up Needlepoint pattern

Columns 3 to 87, rows 73 to 140. Start at the red outline. Gray squares: charted already, do not stitch again

This page is the dark part of the chart

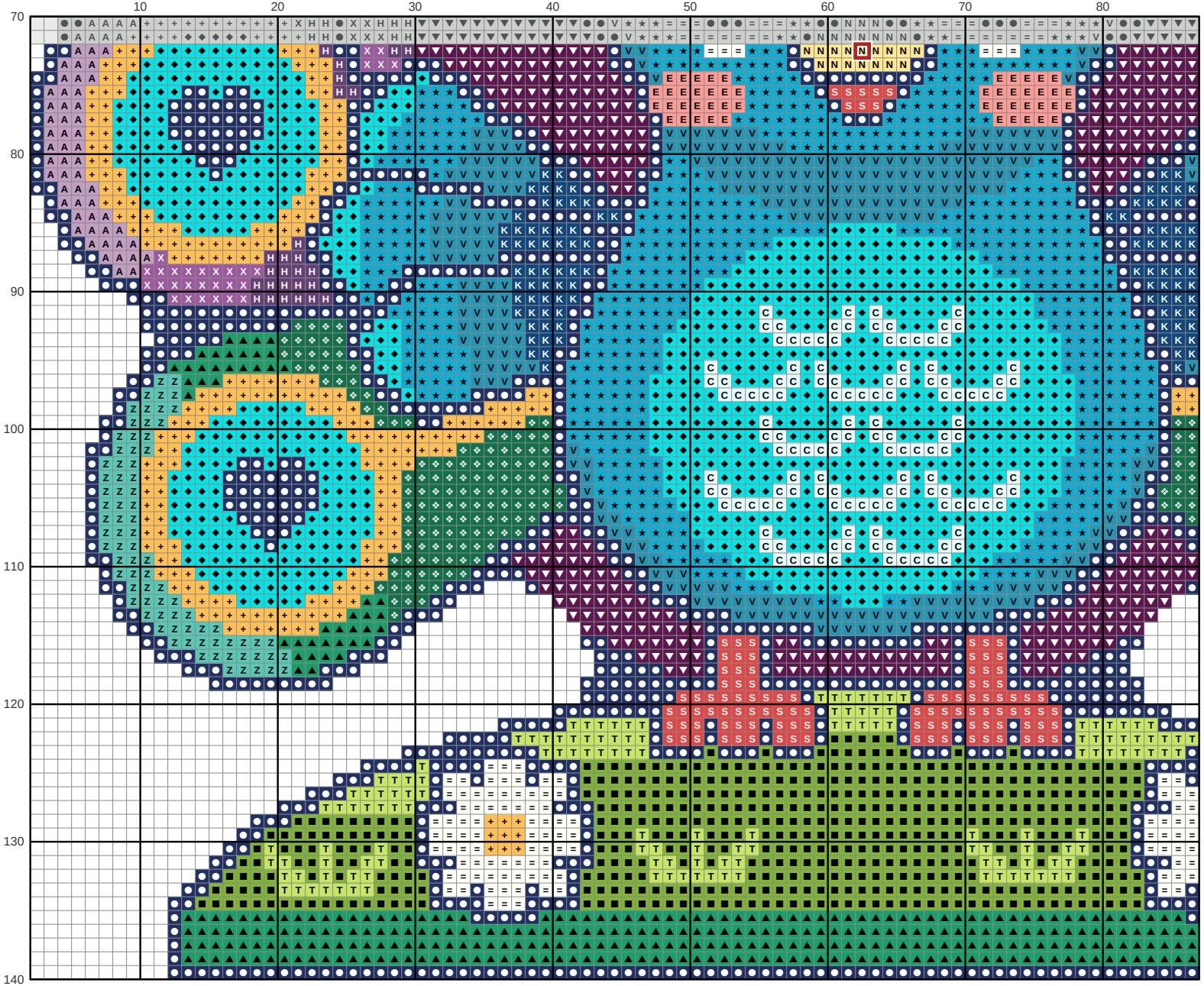

Key

- **DMC 823** Dark Navy Blue
- **DMC 906** Medium Parrot Green
- **DMC 912** Light Emerald Green
- **DMC 3846** Light Bright Turquoise
- **DMC 550** Very Dark Violet
- **DMC 3843** Electric Blue
- **DMC 909** Very Dark Emerald Green
- **DMC 33** Fuchsia
- **DMC 29** Eggplant
- **DMC 742** Light Tangerine
- **DMC BLANC** White
- **DMC 959** Medium Seagreen
- **DMC 210** Medium Lavender
- **DMC 995** Dark Electric Blue
- **DMC 907** Light Parrot Green
- **DMC 744** Pale Yellow
- **DMC 350** Medium Coral
- **DMC 797** Royal Blue
- **DMC 352** Light Coral
- **DMC 747** Very Light Sky Blue

Fan-tailed peacock to stand up Needlepoint pattern

Columns 88 to 172, rows 73 to 140. Gray squares: charted already, do not stitch again

This page is the dark part of the chart

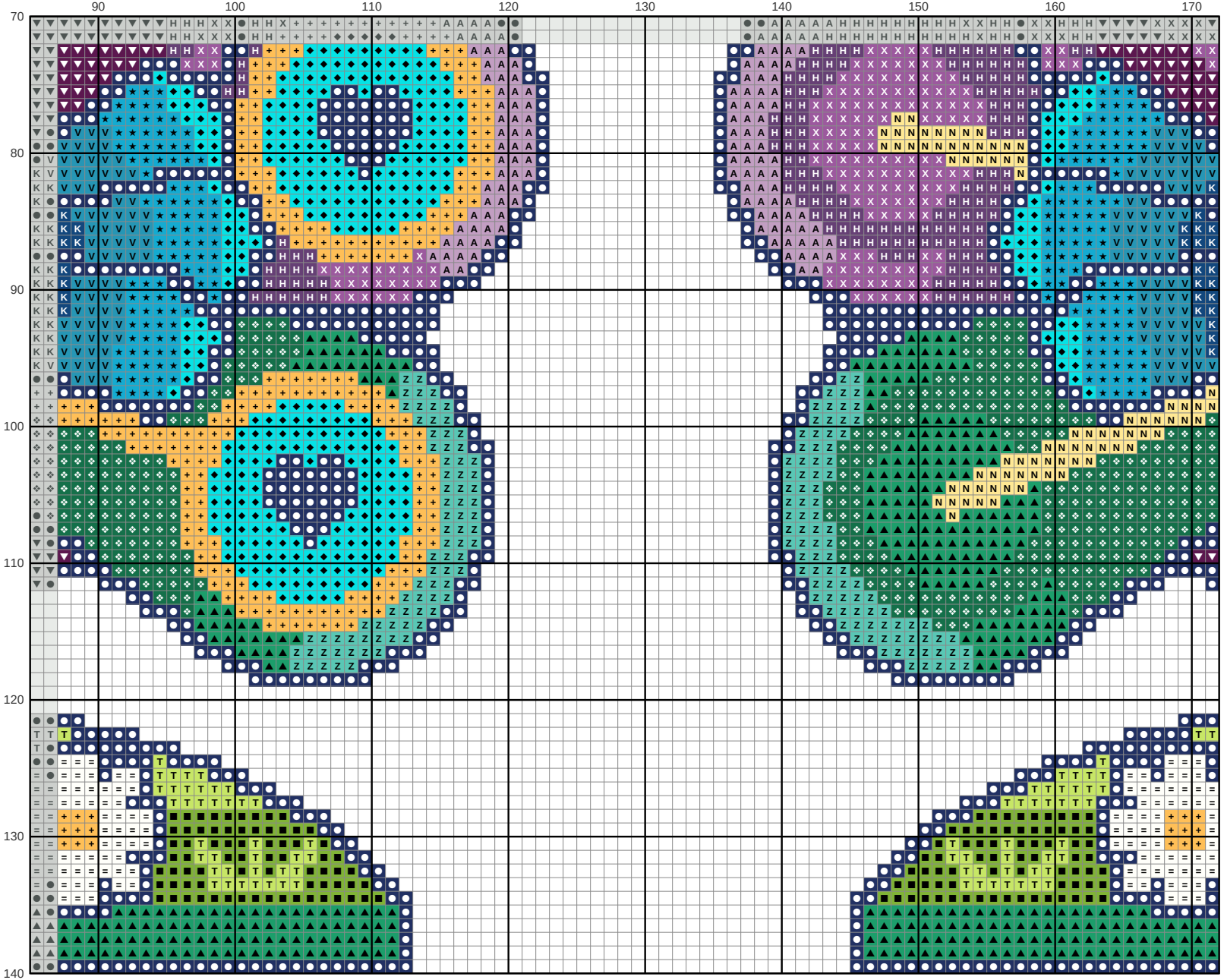

Key

- **DMC 823** Dark Navy Blue
- **DMC 906** Medium Parrot Green
- **DMC 912** Light Emerald Green
- **DMC 3846** Light Bright Turquoise
- **DMC 550** Very Dark Violet
- **DMC 3843** Electric Blue
- **DMC 909** Very Dark Emerald Green
- **DMC 33** Fuchsia
- **DMC 29** Eggplant
- **DMC 742** Light Tangerine
- **DMC BLANC** White
- **DMC 959** Medium Seagreen
- **DMC 210** Medium Lavender
- **DMC 995** Dark Electric Blue
- **DMC 907** Light Parrot Green
- **DMC 744** Pale Yellow
- **DMC 797** Royal Blue

Fan-tailed peacock to stand up Needlepoint pattern

Columns 173 to 256, rows 73 to 140. Start at the red outline. Gray squares: charted already, do not stitch again

This page is the dark part of the chart



Key

- **DMC 823** Dark Navy Blue
- **DMC 906** Medium Parrot Green
- **DMC 912** Light Emerald Green
- **DMC 3846** Light Bright Turquoise
- **DMC 550** Very Dark Violet
- **DMC 3843** Electric Blue
- **DMC 909** Very Dark Emerald Green
- **DMC 33** Fuchsia
- **DMC 29** Eggplant
- **DMC 742** Light Tangerine
- **DMC BLANC** White
- **DMC 959** Medium Seagreen
- **DMC 210** Medium Lavender
- **DMC 995** Dark Electric Blue
- **DMC 907** Light Parrot Green
- **DMC 744** Pale Yellow
- **DMC 350** Medium Coral
- **DMC 797** Royal Blue

Fan-tailed peacock to stand up Needlepoint pattern

Columns 85 to 173, rows 141 to 188. Start at the red outline. Gray squares: charted already, do not stitch again

This page is the dark part of the chart

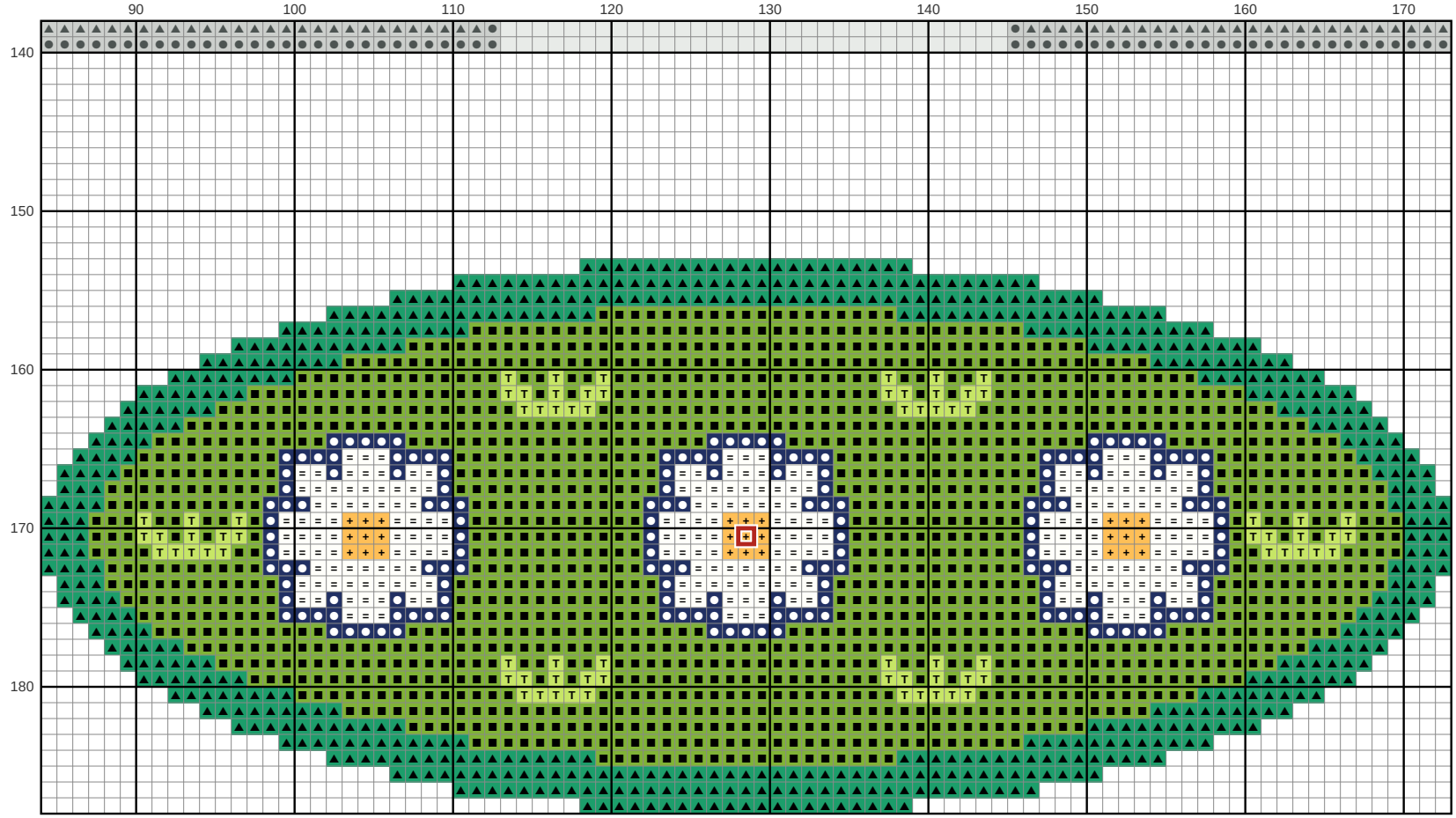

Key

- **DMC 823** Dark Navy Blue
- **DMC 906** Medium Parrot Green
- **DMC 912** Light Emerald Green
- **DMC 742** Light Tangerine
- **DMC BLANC** White
- **DMC 907** Light Parrot Green