Whimsical Pegasus under the stars

Needlepoint pattern | 130 x 130 stitches | 10 x 10 in (25.4 x 25.4 cm) on 13 mesh | 20 colors



How to stitch it



1. Each square is one tent stitch, up at 1, down at 2. Lines in continental, right to left, the canvas upside down for the next row; wide areas in basketweave.
2. Cut 18 in of thread. Start and end it without a knot left behind.
3. Mark the middle of the canvas. It is the outlined square on page 2, column 65, row 65 (DMC 712): start there. Count threads, not holes.
4. Go on from it: picture first, background last. Gray squares are on two pages: stitch them once.
5. Last, two more rows all round, each stitch in the color it lies beside: the seam hides them.

First time? How to needlepoint: flossfield.com/needlepoint/guides/how-to-start/
How to read a chart: flossfield.com/needlepoint/guides/how-to-read-a-chart/

What you need

Canvas: blank mono canvas, 13 mesh (13 threads to the inch), cut 14.5 in square (36.8 cm).

Needle: blunt tapestry, size 20. Also masking tape for the cut edges, and small scissors.

Thread: six-strand floss, 20 colors, about 34 skeins in all (an estimate). Stitch with 7 strands (8 if canvas shows).

Make it a pillow: backing fabric, an insert the size of the stitching or an inch larger, and cord or piping for the edge. How to finish a pillow.

Thread list, DMC

			stitches	skeins
●	**712**	Cream	3,087	5
■	**823**	Dark Navy Blue	2,645	5
▲	**30**	Medium Light Blueberry	1,653	3
◆	**211**	Light Lavender	1,408	3
▼	**945**	Tawny	1,214	2
★	**340**	Medium Blue Violet	855	2
❖	**3849**	Light Teal Green	647	1
X	**3064**	Desert Sand	646	1
H	**3733**	Dusty Rose	623	1
+	**3835**	Medium Grape	604	1
=	**29**	Eggplant	580	1
Z	**3809**	Very Dark Turquoise	534	1
A	**3824**	Light Apricot	506	1
V	**32**	Dark Blueberry	455	1
T	**209**	Dark Lavender	386	1
N	**743**	Medium Yellow	380	1
S	**964**	Light Seagreen	245	1
K	**722**	Light Orange Spice	242	1
E	**3825**	Pale Pumpkin	131	1
C	**3852**	Very Dark Straw	59	1

Skeins are estimates, with the two extra rows: the thread a stitch takes on the front and back of 13 mesh canvas, plus 30 percent, rounded up for each color.

Thread colors are approximate screen matches to DMC numbers. Check against real thread before you buy.

For your own stitching, gifts and handmade pieces you sell. Do not resell or share this PDF or copies of it.

Whimsical Pegasus under the stars

Needlepoint pattern

Columns 1 to 69, rows 1 to 69. Start at the red outline

This page is the dark part of the chart



Key

- ● **DMC 712** Cream
- ■ **DMC 823** Dark Navy Blue
- ◆ **DMC 211** Light Lavender
- ▼ **DMC 945** Tawny
- ❖ **DMC 3849** Light Teal Green
- X **DMC 3064** Desert Sand
- H **DMC 3733** Dusty Rose
- \+ **DMC 3835** Medium Grape
- = **DMC 29** Eggplant
- Z **DMC 3809** Very Dark Turquoise
- V **DMC 32** Dark Blueberry
- N **DMC 743** Medium Yellow
- S **DMC 964** Light Seagreen

Whimsical Pegasus under the stars

Needlepoint pattern

Columns 70 to 130, rows 1 to 69. Gray squares: charted already, do not stitch again

This page is the dark part of the chart



Key

- ● **DMC 712** Cream
- ■ **DMC 823** Dark Navy Blue
- ◆ **DMC 211** Light Lavender
- ▼ **DMC 945** Tawny
- ❖ **DMC 3849** Light Teal Green
- X **DMC 3064** Desert Sand
- = **DMC 29** Eggplant
- Z **DMC 3809** Very Dark Turquoise
- V **DMC 32** Dark Blueberry
- T **DMC 209** Dark Lavender
- N **DMC 743** Medium Yellow
- S **DMC 964** Light Seagreen
- K **DMC 722** Light Orange Spice
- E **DMC 3825** Pale Pumpkin

Whimsical Pegasus under the stars

Needlepoint pattern

Columns 1 to 69, rows 70 to 130. Gray squares: charted already, do not stitch again

This page is the dark part of the chart

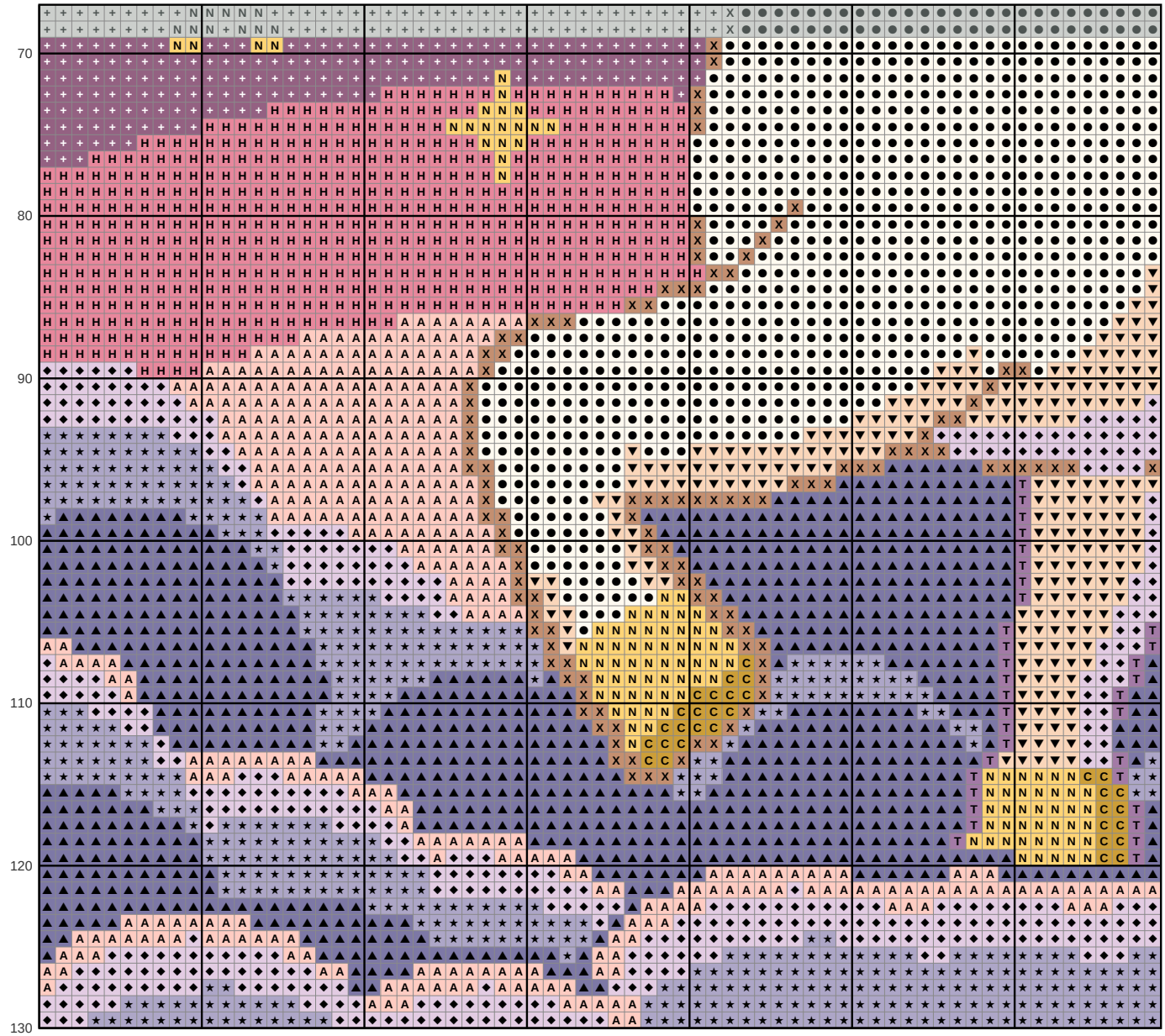

Key

- ● **DMC 712** Cream
- ▲ **DMC 30** Medium Light Blueberry
- ◆ **DMC 211** Light Lavender
- ▼ **DMC 945** Tawny
- ★ **DMC 340** Medium Blue Violet
- X **DMC 3064** Desert Sand
- H **DMC 3733** Dusty Rose
- \+ **DMC 3835** Medium Grape
- A **DMC 3824** Light Apricot
- T **DMC 209** Dark Lavender
- N **DMC 743** Medium Yellow
- C **DMC 3852** Very Dark Straw

Whimsical Pegasus under the stars Needlepoint pattern

Columns 70 to 130, rows 70 to 130. Gray squares: charted already, do not stitch again

This page is the dark part of the chart

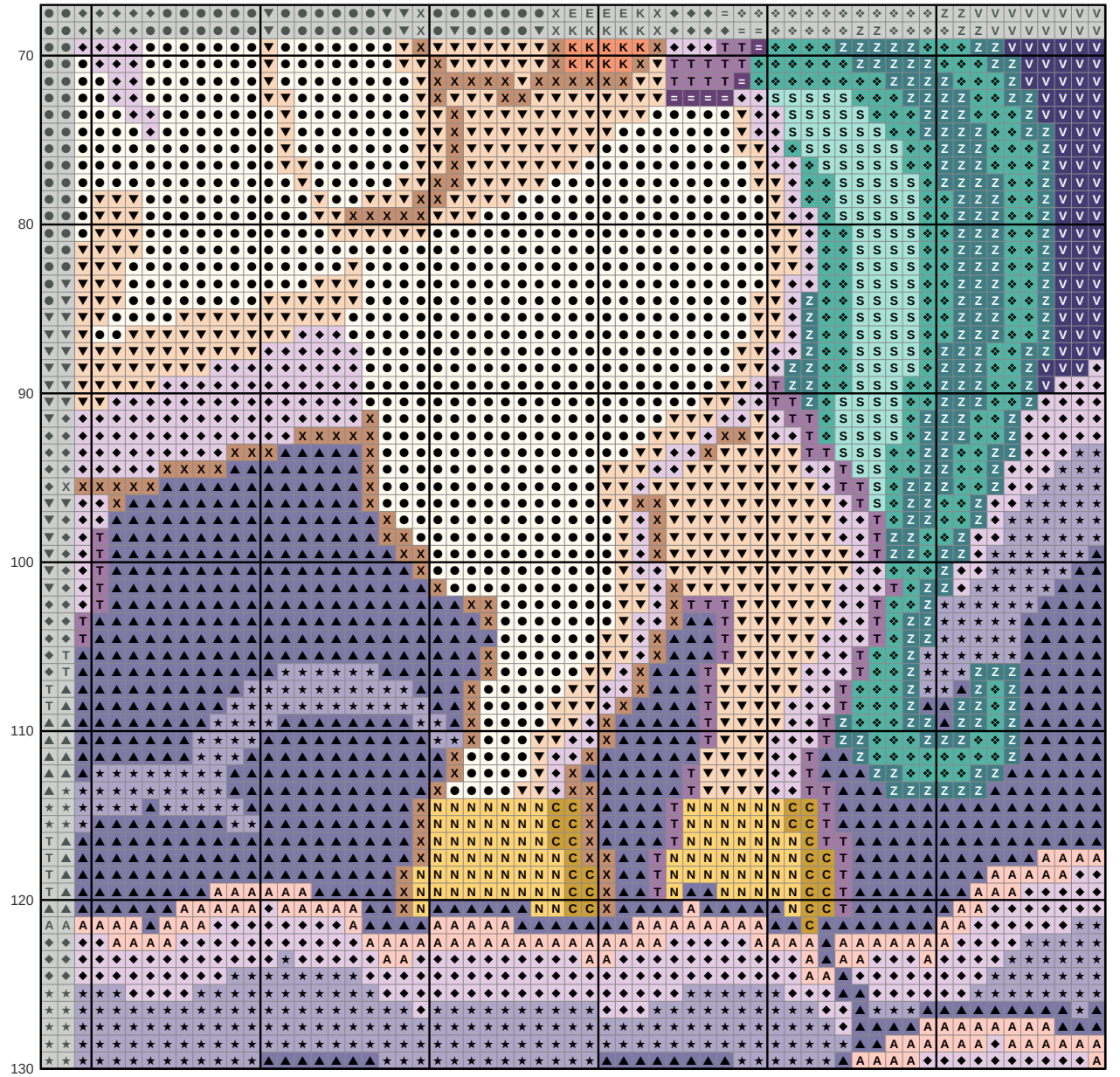

Key

- ● **DMC 712** Cream
- ▲ **DMC 30** Medium Light Blueberry
- ◆ **DMC 211** Light Lavender
- ▼ **DMC 945** Tawny
- ★ **DMC 340** Medium Blue Violet
- ❖ **DMC 3849** Light Teal Green
- X **DMC 3064** Desert Sand
- = **DMC 29** Eggplant
- Z **DMC 3809** Very Dark Turquoise
- A **DMC 3824** Light Apricot
- V **DMC 32** Dark Blueberry
- T **DMC 209** Dark Lavender
- N **DMC 743** Medium Yellow
- S **DMC 964** Light Seagreen
- K **DMC 722** Light Orange Spice
- C **DMC 3852** Very Dark Straw