Whimsical collar and moon tag

Needlepoint pattern | 90 x 126 stitches | 5 x 7 in (12.7 x 17.8 cm) on 18 mesh | 20 colors



How to stitch it



1. Each square is one tent stitch, up at 1, down at 2. Lines in continental, right to left, the canvas upside down for the next row; wide areas in basketweave.
2. Cut 18 in of thread. Start and end it without a knot left behind.
3. Mark the middle of the canvas. It is the outlined square on page 2, column 45, row 63 (DMC 32): start there. Count threads, not holes.
4. Go on from it: picture first, background last. Gray squares are on two pages: stitch them once.
5. When it is done, block it square.

First time? How to needlepoint: flossfield.com/needlepoint/guides/how-to-start/
How to read a chart: flossfield.com/needlepoint/guides/how-to-read-a-chart/

What you need

Canvas: blank mono canvas, 18 mesh (18 threads to the inch), cut 9 in wide x 11 in high (22.9 x 27.9 cm).

Needle: blunt tapestry, size 22. Also masking tape for the cut edges, and small scissors.

Thread: six-strand floss, 20 colors, about 23 skeins in all (an estimate). Stitch with 4 strands (5 or 6 if canvas shows).

Frame it: acid-free board and a frame.
How to frame needlepoint.

Thread list, DMC

			stitches	skeins
●	823	Dark Navy Blue	2,224	2
■	327	Dark Violet	1,593	2
▲	32	Dark Blueberry	1,437	2
◆	223	Light Shell Pink	1,088	1
▼	3835	Medium Grape	677	1
★	727	Very Light Topaz	530	1
❖	355	Dark Terra Cotta	513	1
X	726	Light Topaz	504	1
H	318	Light Steel Gray	467	1
+	350	Medium Coral	424	1
=	BLANC	White	348	1
Z	352	Light Coral	331	1
A	347	Very Dark Salmon	260	1
V	3747	Very Light Blue Violet	198	1
T	783	Medium Topaz	183	1
N	3820	Dark Straw	149	1
S	414	Dark Steel Gray	143	1
K	160	Medium Gray Blue	122	1
E	780	Ultra Very Dark Topaz	89	1
C	341	Light Blue Violet	60	1

Skeins are estimates: the thread a stitch takes on the front and back of 18 mesh canvas, plus 30 percent, rounded up for each color.
Thread colors are approximate screen matches to DMC numbers. Check against real thread before you buy.
For your own stitching, gifts and handmade pieces you sell. Do not resell or share this PDF or copies of it.

Whimsical collar and moon tag

Needlepoint pattern

Columns 1 to 90, rows 1 to 67. Start at the red outline

This page is the dark part of the chart



Key

- **DMC 823** Dark Navy Blue
- **DMC 327** Dark Violet
- **DMC 32** Dark Blueberry
- **DMC 727** Very Light Topaz
- **DMC 355** Dark Terra Cotta
- **DMC 726** Light Topaz
- **DMC 350** Medium Coral
- **DMC 352** Light Coral
- **DMC 347** Very Dark Salmon
- **DMC 3747** Very Light Blue Violet
- **DMC 783** Medium Topaz
- **DMC 3820** Dark Straw
- **DMC 160** Medium Gray Blue
- **DMC 780** Ultra Very Dark Topaz

Whimsical collar and moon tag

Needlepoint pattern

Columns 1 to 90, rows 68 to 126. Gray squares: charted already, do not stitch again

This page is the dark part of the chart



Key

- DMC 823 — Dark Navy Blue
- DMC 327 — Dark Violet
- DMC 223 — Light Shell Pink
- DMC 3835 — Medium Grape
- DMC 727 — Very Light Topaz
- DMC 726 — Light Topaz
- DMC 318 — Light Steel Gray
- DMC BLANC — White
- DMC 352 — Light Coral
- DMC 3747 — Very Light Blue Violet
- DMC 783 — Medium Topaz
- DMC 3820 — Dark Straw
- DMC 414 — Dark Steel Gray
- DMC 160 — Medium Gray Blue
- DMC 341 — Light Blue Violet