Whimsical pickle playing pickleball

Needlepoint pattern | 90 x 90 stitches | 5 x 5 in (12.7 x 12.7 cm) on 18 mesh | 17 colors



How to stitch it



1. Each square is one tent stitch, up at 1, down at 2. Lines in continental, right to left, the canvas upside down for the next row; wide areas in basketweave.
2. Cut 18 in of thread. Start and end it without a knot left behind.
3. Mark the middle of the canvas. It is the outlined square on page 2, column 45, row 45 (DMC 895): start there. Count threads, not holes.
4. Go on from it: picture first, background last. Gray squares are on two pages: stitch them once.
5. Last, two more rows all round, each stitch in the color it lies beside: the opening's edge hides them.

First time? How to needlepoint: flossfield.com/needlepoint/guides/how-to-start/
How to read a chart: flossfield.com/needlepoint/guides/how-to-read-a-chart/

What you need

Canvas: blank mono canvas, 18 mesh (18 threads to the inch), cut 9.5 in square (24.1 cm).

Needle: blunt tapestry, size 22. Also masking tape for the cut edges, and small scissors.

Thread: six-strand floss, 17 colors, about 19 skeins in all (an estimate). Stitch with 4 strands (5 or 6 if canvas shows).

Fit it into a lid: the box or tray, acid-free board and backing. Measure the opening first.
How to fit it into a lid.

Thread list, DMC

			stitches	skeins
●	**967**	Very Light Apricot	1,348	2
□	**798**	Dark Delft Blue	1,162	2
▲	**906**	Medium Parrot Green	900	1
◆	**BLANC**	White	877	1
▼	**3823**	Ultra Pale Yellow	761	1
★	**3770**	Very Light Tawny	631	1
❖	**823**	Dark Navy Blue	551	1
X	**895**	Very Dark Hunter Green	407	1
H	**799**	Medium Delft Blue	385	1
+	**321**	Red	361	1
=	**905**	Dark Parrot Green	215	1
Z	**307**	Lemon	126	1
A	**797**	Royal Blue	112	1
V	**907**	Light Parrot Green	100	1
T	**730**	Very Dark Olive Green	96	1
N	**166**	Medium Light Moss Green	54	1
S	**352**	Light Coral	14	1

Skeins are estimates, with the two extra rows: the thread a stitch takes on the front and back of 18 mesh canvas, plus 30 percent, rounded up for each color.

Thread colors are approximate screen matches to DMC numbers. Check against real thread before you buy.

For your own stitching, gifts and handmade pieces you sell. Do not resell or share this PDF or copies of it.

Whimsical pickle playing pickleball

Needlepoint pattern

Columns 1 to 49, rows 1 to 90. Start at the red outline

This page is the dark part of the chart

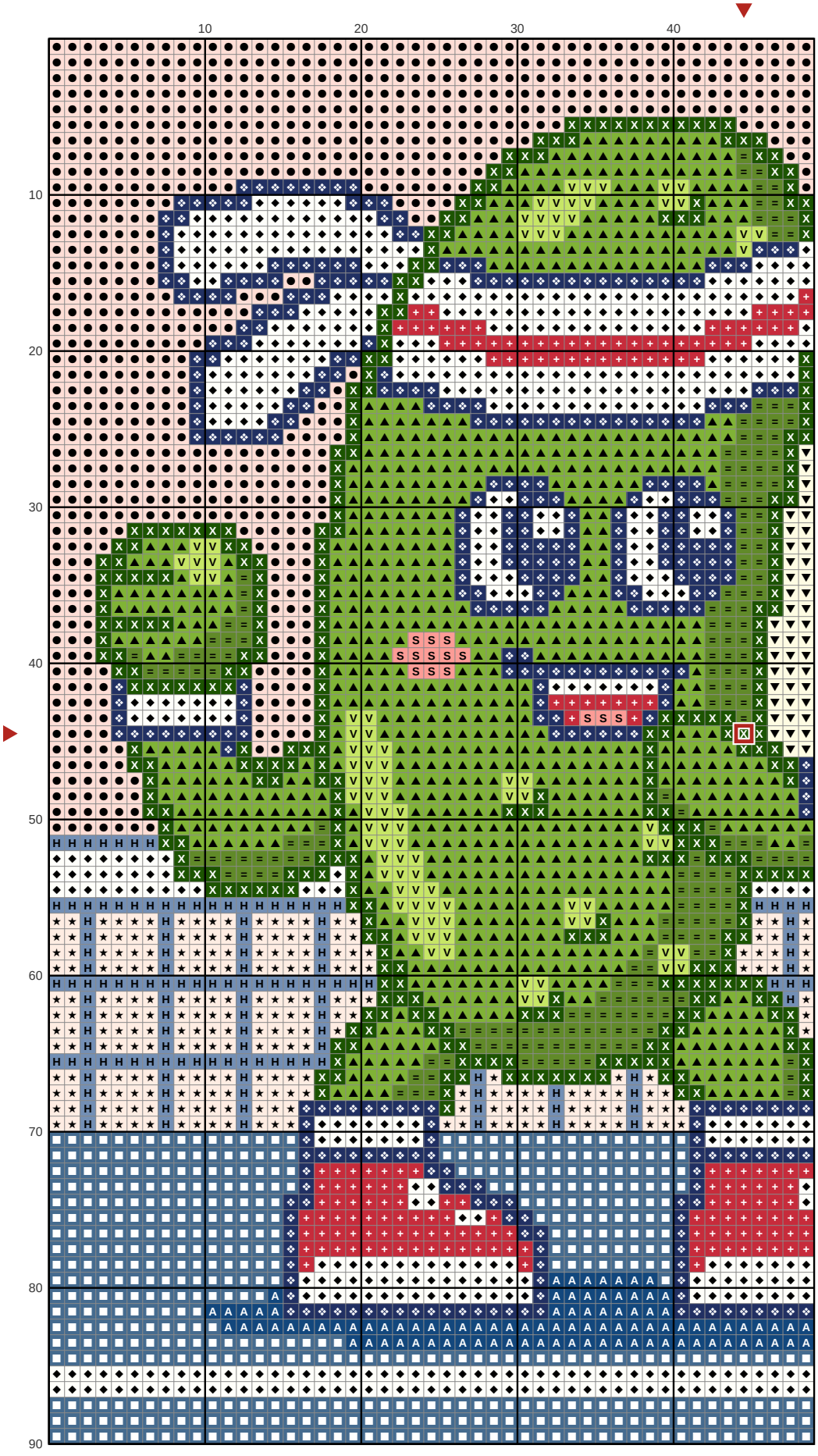

Key

- ● **DMC 967** Very Light Apricot
- ■ **DMC 798** Dark Delft Blue
- ▲ **DMC 906** Medium Parrot Green
- ◆ **DMC BLANC** White
- ▼ **DMC 3823** Ultra Pale Yellow
- ★ **DMC 3770** Very Light Tawny
- ❖ **DMC 823** Dark Navy Blue
- X **DMC 895** Very Dark Hunter Green
- H **DMC 799** Medium Delft Blue
- \+ **DMC 321** Red
- = **DMC 905** Dark Parrot Green
- A **DMC 797** Royal Blue
- V **DMC 907** Light Parrot Green
- S **DMC 352** Light Coral

Whimsical pickle playing pickleball Needlepoint pattern

Columns 50 to 90, rows 1 to 90. Gray squares: charted already, do not stitch again

This page is the dark part of the chart



Key

- ● **DMC 967** Very Light Apricot
- ■ **DMC 798** Dark Delft Blue
- ▲ **DMC 906** Medium Parrot Green
- ◆ **DMC BLANC** White
- ▼ **DMC 3823** Ultra Pale Yellow
- ★ **DMC 3770** Very Light Tawny
- ❖ **DMC 823** Dark Navy Blue
- X **DMC 895** Very Dark Hunter Green
- H **DMC 799** Medium Delft Blue
- \+ **DMC 321** Red
- = **DMC 905** Dark Parrot Green
- Z **DMC 307** Lemon
- A **DMC 797** Royal Blue
- V **DMC 907** Light Parrot Green
- T **DMC 730** Very Dark Olive Green
- N **DMC 166** Medium Light Moss Green