Whimsical NYC pigeon with a bagel

Needlepoint pattern | 90 x 90 stitches | 5 x 5 in (12.7 x 12.7 cm) on 18 mesh | 18 colors



How to stitch it



1. Each square is one tent stitch, up at 1, down at 2. Lines in continental, right to left, the canvas upside down for the next row; wide areas in basketweave.
2. Cut 18 in of thread. Start and end it without a knot left behind.
3. Mark the middle of the canvas. It is the outlined square on page 2, column 45, row 45 (DMC 3835): start there. Count threads, not holes.
4. Go on from it: picture first, background last. Gray squares are on two pages: stitch them once.
5. Last, two more rows all round, each stitch in the color it lies beside: the opening's edge hides them.

First time? How to needlepoint: flossfield.com/needlepoint/guides/how-to-start/
How to read a chart: flossfield.com/needlepoint/guides/how-to-read-a-chart/

What you need

Canvas: blank mono canvas, 18 mesh (18 threads to the inch), cut 9.5 in square (24.1 cm).

Needle: blunt tapestry, size 22. Also masking tape for the cut edges, and small scissors.

Thread: six-strand floss, 18 colors, about 19 skeins in all (an estimate). Stitch with 4 strands (5 or 6 if canvas shows).

Fit it into a lid: the box or tray, acid-free board and backing. Measure the opening first.
How to fit it into a lid.

Thread list, DMC

			stitches	skeins
●	3688	Medium Mauve	1,423	2
■	3856	Ultra Very Light Mahogany	1,086	1
▲	154	Very Dark Grape	758	1
◆	932	Light Antique Blue	680	1
▼	3836	Light Grape	590	1
★	3778	Light Terra Cotta	500	1
❖	3830	Terra Cotta	495	1
X	3752	Very Light Antique Blue	488	1
H	3835	Medium Grape	409	1
+	931	Medium Antique Blue	368	1
=	930	Dark Antique Blue	303	1
Z	3853	Dark Autumn Gold	235	1
A	352	Light Coral	200	1
V	3855	Light Autumn Gold	180	1
T	BLANC	White	108	1
N	3849	Light Teal Green	105	1
S	975	Dark Golden Brown	98	1
K	3848	Medium Teal Green	74	1

Skeins are estimates, with the two extra rows: the thread a stitch takes on the front and back of 18 mesh canvas, plus 30 percent, rounded up for each color.

Thread colors are approximate screen matches to DMC numbers. Check against real thread before you buy.

For your own stitching, gifts and handmade pieces you sell. Do not resell or share this PDF or copies of it.

Whimsical NYC pigeon with a bagel

Needlepoint pattern

Columns 1 to 49, rows 1 to 90. Start at the red outline

This page is the dark part of the chart



Key

- ● **DMC 3688** Medium Mauve
- ■ **DMC 3856** Ultra Very Light Mahogany
- ▲ **DMC 154** Very Dark Grape
- ◆ **DMC 932** Light Antique Blue
- ▼ **DMC 3836** Light Grape
- ★ **DMC 3778** Light Terra Cotta
- ❖ **DMC 3830** Terra Cotta
- X **DMC 3752** Very Light Antique Blue
- H **DMC 3835** Medium Grape
- \+ **DMC 931** Medium Antique Blue
- = **DMC 930** Dark Antique Blue
- Z **DMC 3853** Dark Autumn Gold
- A **DMC 352** Light Coral
- V **DMC 3855** Light Autumn Gold
- T **DMC BLANC** White
- N **DMC 3849** Light Teal Green
- K **DMC 3848** Medium Teal Green

Whimsical NYC pigeon with a bagel

Needlepoint pattern

Columns 50 to 90, rows 1 to 90. Gray squares: charted already, do not stitch again

This page is the dark part of the chart



Key

- ● **DMC 3688** Medium Mauve
- ■ **DMC 3856** Ultra Very Light Mahogany
- ▲ **DMC 154** Very Dark Grape
- ◆ **DMC 932** Light Antique Blue
- ▼ **DMC 3836** Light Grape
- ★ **DMC 3778** Light Terra Cotta
- ❖ **DMC 3830** Terra Cotta
- X **DMC 3752** Very Light Antique Blue
- H **DMC 3835** Medium Grape
- \+ **DMC 931** Medium Antique Blue
- = **DMC 930** Dark Antique Blue
- Z **DMC 3853** Dark Autumn Gold
- A **DMC 352** Light Coral
- V **DMC 3855** Light Autumn Gold
- T **DMC BLANC** White
- N **DMC 3849** Light Teal Green
- S **DMC 975** Dark Golden Brown
- K **DMC 3848** Medium Teal Green