Whimsical llama piñata on the moon

Needlepoint pattern | 90 x 90 stitches | 5 x 5 in (12.7 x 12.7 cm) on 18 mesh | 17 colors



How to stitch it



1. Each square is one tent stitch, up at 1, down at 2. Lines in continental, right to left, the canvas upside down for the next row; wide areas in basketweave.
2. Cut 18 in of thread. Start and end it without a knot left behind.
3. Mark the middle of the canvas. It is the outlined square on page 2, column 45, row 45 (DMC 823): start there. Count threads, not holes.
4. Go on from it: picture first, background last. Gray squares are on two pages: stitch them once.
5. Last, two more rows all round, each stitch in the color it lies beside: the opening's edge hides them.

First time? How to needlepoint: flossfield.com/needlepoint/guides/how-to-start/
How to read a chart: flossfield.com/needlepoint/guides/how-to-read-a-chart/

What you need

Canvas: blank mono canvas, 18 mesh (18 threads to the inch), cut 9.5 in square (24.1 cm).

Needle: blunt tapestry, size 22. Also masking tape for the cut edges, and small scissors.

Thread: six-strand floss, 17 colors, about 18 skeins in all (an estimate). Stitch with 4 strands (5 or 6 if canvas shows).

Fit it into a lid: the box or tray, acid-free board and backing. Measure the opening first.
How to fit it into a lid.

Thread list, DMC

			stitches	skeins
●	**939**	Very Dark Navy Blue	1,669	2
■	**32**	Dark Blueberry	1,098	1
▲	**726**	Light Topaz	1,051	1
◆	**823**	Dark Navy Blue	1,018	1
▼	**745**	Light Pale Yellow	869	1
★	**153**	Very Light Violet	398	1
❖	**3733**	Dusty Rose	352	1
X	**959**	Medium Seagreen	350	1
H	**783**	Medium Topaz	275	1
+	**712**	Cream	255	1
=	**3836**	Light Grape	186	1
Z	**353**	Peach	181	1
A	**3810**	Dark Turquoise	119	1
V	**780**	Ultra Very Dark Topaz	96	1
T	**3350**	Ultra Dark Dusty Rose	88	1
N	**3778**	Light Terra Cotta	48	1
S	**3731**	Very Dark Dusty Rose	47	1

Skeins are estimates, with the two extra rows: the thread a stitch takes on the front and back of 18 mesh canvas, plus 30 percent, rounded up for each color.

Thread colors are approximate screen matches to DMC numbers. Check against real thread before you buy.

For your own stitching, gifts and handmade pieces you sell. Do not resell or share this PDF or copies of it.

Whimsical llama piñata on the moon

Needlepoint pattern

Columns 1 to 49, rows 1 to 90. Start at the red outline

This page is the dark part of the chart



Key

- **DMC 939** Very Dark Navy Blue
- **DMC 32** Dark Blueberry
- **DMC 726** Light Topaz
- **DMC 823** Dark Navy Blue
- **DMC 745** Light Pale Yellow
- **DMC 153** Very Light Violet
- **DMC 3733** Dusty Rose
- **DMC 959** Medium Seagreen
- **DMC 783** Medium Topaz
- **DMC 712** Cream
- **DMC 3836** Light Grape
- **DMC 353** Peach
- **DMC 3810** Dark Turquoise
- **DMC 780** Ultra Very Dark Topaz
- **DMC 3350** Ultra Dark Dusty Rose
- **DMC 3778** Light Terra Cotta
- **DMC 3731** Very Dark Dusty Rose

Whimsical llama piñata on the moon

Needlepoint pattern

Columns 50 to 90, rows 1 to 90. Gray squares: charted already, do not stitch again

This page is the dark part of the chart



Key

- **DMC 939** Very Dark Navy Blue
- **DMC 32** Dark Blueberry
- **DMC 726** Light Topaz
- **DMC 823** Dark Navy Blue
- **DMC 745** Light Pale Yellow
- **DMC 153** Very Light Violet
- **DMC 3733** Dusty Rose
- **DMC 959** Medium Seagreen
- **DMC 783** Medium Topaz
- **DMC 712** Cream
- **DMC 3836** Light Grape
- **DMC 353** Peach
- **DMC 3810** Dark Turquoise
- **DMC 780** Ultra Very Dark Topaz
- **DMC 3350** Ultra Dark Dusty Rose
- **DMC 3778** Light Terra Cotta
- **DMC 3731** Very Dark Dusty Rose