Whimsical poinsettia with jingle bells

Needlepoint pattern | 140 x 140 stitches | 14 x 14 in (35.6 x 35.6 cm) on 10 mesh | 23 colors



How to stitch it



1. Each square is one tent stitch, up at 1, down at 2. Lines in continental, right to left, the canvas upside down for the next row; wide areas in basketweave.
2. Cut 18 in of thread. Start and end it without a knot left behind.
3. Mark the middle of the canvas. It is the outlined square on page 2, column 70, row 70 (DMC 725): start there. Count threads, not holes.
4. Go on from it: picture first, background last. Gray squares are on two pages: stitch them once.
5. Last, two more rows all round in DMC 500: the seam hides them.

First time? How to needlepoint: flossfield.com/needlepoint/guides/how-to-start/
How to read a chart: flossfield.com/needlepoint/guides/how-to-read-a-chart/

What you need

Canvas: blank mono canvas, 10 mesh (10 threads to the inch), cut 18.5 in square (47 cm).

Needle: blunt tapestry, size 18. Also masking tape for the cut edges, and small scissors.

Thread: pearl cotton size 3, 23 colors, about 44 skeins in all (an estimate). Stitch with 2 lengths together.

Make it a pillow: backing fabric, an insert the size of the stitching or an inch larger, and cord or piping for the edge. How to finish a pillow.

Thread list, DMC

			stitches	skeins
●	**500**	Very Dark Blue Green	5,653	11
■	**814**	Dark Garnet	1,542	3
▲	**745**	Light Pale Yellow	1,366	3
◆	**701**	Light Green	1,255	2
▼	**898**	Very Dark Coffee Brown	1,089	2
★	**725**	Medium Light Topaz	851	2
❖	**666**	Bright Red	776	2
X	**699**	Green	758	2
H	**704**	Bright Chartreuse	690	2
+	**959**	Medium Seagreen	670	2
=	**604**	Light Cranberry	630	1
Z	**498**	Dark Red	535	1
A	**321**	Red	535	1
V	**472**	Ultra Light Avocado Green	457	1
T	**780**	Ultra Very Dark Topaz	423	1
N	**602**	Medium Cranberry	412	1
S	**350**	Medium Coral	405	1
K	**603**	Cranberry	370	1
E	**740**	Tangerine	342	1
C	**783**	Medium Topaz	301	1
P	**601**	Dark Cranberry	292	1
U	**917**	Medium Plum	166	1
L	**946**	Medium Burnt Orange	82	1

Skeins are estimates, with the two extra rows: the thread a stitch takes on the front and back of 10 mesh canvas, plus 30 percent, rounded up for each color.

Thread colors are approximate screen matches to DMC numbers. Check against real thread before you buy.

For your own stitching, gifts and handmade pieces you sell. Do not resell or share this PDF or copies of it.

Whimsical poinsettia with jingle bells

Needlepoint pattern

Columns 1 to 70, rows 1 to 70. Start at the red outline

This page is the dark part of the chart



Key

- DMC 500 Very Dark Blue Green
- DMC 814 Dark Garnet
- DMC 745 Light Pale Yellow
- DMC 701 Light Green
- DMC 898 Very Dark Coffee Brown
- DMC 725 Medium Light Topaz
- DMC 666 Bright Red
- DMC 699 Green
- DMC 704 Bright Chartreuse
- DMC 959 Medium Seagreen
- DMC 604 Light Cranberry
- DMC 498 Dark Red
- DMC 321 Red
- DMC 472 Ultra Light Avocado Green
- DMC 780 Ultra Very Dark Topaz
- DMC 602 Medium Cranberry
- DMC 350 Medium Coral
- DMC 603 Cranberry
- DMC 740 Tangerine
- DMC 783 Medium Topaz
- DMC 601 Dark Cranberry
- DMC 917 Medium Plum
- DMC 946 Medium Burnt Orange

Whimsical poinsettia with jingle bells

Needlepoint pattern

Columns 71 to 140, rows 1 to 70. Gray squares: charted already, do not stitch again

This page is the dark part of the chart



Key

●	**DMC 500** Very Dark Blue Green	H	**DMC 704** Bright Chartreuse	S	**DMC 350** Medium Coral
■	**DMC 814** Dark Garnet	+	**DMC 959** Medium Seagreen	K	**DMC 603** Cranberry
▲	**DMC 745** Light Pale Yellow	=	**DMC 604** Light Cranberry	E	**DMC 740** Tangerine
◆	**DMC 701** Light Green	Z	**DMC 498** Dark Red	C	**DMC 783** Medium Topaz
▼	**DMC 898** Very Dark Coffee Brown	A	**DMC 321** Red	P	**DMC 601** Dark Cranberry
★	**DMC 725** Medium Light Topaz	V	**DMC 472** Ultra Light Avocado Green	U	**DMC 917** Medium Plum
❖	**DMC 666** Bright Red	T	**DMC 780** Ultra Very Dark Topaz	L	**DMC 946** Medium Burnt Orange
X	**DMC 699** Green	N	**DMC 602** Medium Cranberry		

Whimsical poinsettia with jingle bells

Needlepoint pattern

Columns 1 to 70, rows 71 to 140. Gray squares: charted already, do not stitch again

This page is the dark part of the chart



Key

●	**DMC 500**	Very Dark Blue Green	H	**DMC 704**	Bright Chartreuse	S	**DMC 350**	Medium Coral
■	**DMC 814**	Dark Garnet	+	**DMC 959**	Medium Seagreen	K	**DMC 603**	Cranberry
▲	**DMC 745**	Light Pale Yellow	=	**DMC 604**	Light Cranberry	E	**DMC 740**	Tangerine
◆	**DMC 701**	Light Green	Z	**DMC 498**	Dark Red	C	**DMC 783**	Medium Topaz
▼	**DMC 898**	Very Dark Coffee Brown	A	**DMC 321**	Red	P	**DMC 601**	Dark Cranberry
★	**DMC 725**	Medium Light Topaz	V	**DMC 472**	Ultra Light Avocado Green	U	**DMC 917**	Medium Plum
❖	**DMC 666**	Bright Red	T	**DMC 780**	Ultra Very Dark Topaz	L	**DMC 946**	Medium Burnt Orange
X	**DMC 699**	Green	N	**DMC 602**	Medium Cranberry			

Whimsical poinsettia with jingle bells

Needlepoint pattern

Columns 71 to 140, rows 71 to 140. Gray squares: charted already, do not stitch again

This page is the dark part of the chart



Key

- ● **DMC 500** Very Dark Blue Green
- ■ **DMC 814** Dark Garnet
- ▲ **DMC 745** Light Pale Yellow
- ◆ **DMC 701** Light Green
- ▼ **DMC 898** Very Dark Coffee Brown
- ★ **DMC 725** Medium Light Topaz
- ❖ **DMC 666** Bright Red
- X **DMC 699** Green
- H **DMC 704** Bright Chartreuse
- \+ **DMC 959** Medium Seagreen
- = **DMC 604** Light Cranberry
- Z **DMC 498** Dark Red
- A **DMC 321** Red
- V **DMC 472** Ultra Light Avocado Green
- T **DMC 780** Ultra Very Dark Topaz
- N **DMC 602** Medium Cranberry
- S **DMC 350** Medium Coral
- K **DMC 603** Cranberry
- E **DMC 740** Tangerine
- C **DMC 783** Medium Topaz
- P **DMC 601** Dark Cranberry
- U **DMC 917** Medium Plum
- L **DMC 946** Medium Burnt Orange