Whimsical pontoon boat with dogs

Needlepoint pattern | 90 x 90 stitches | 5 x 5 in (12.7 x 12.7 cm) on 18 mesh | 18 colors



How to stitch it



1. Each square is one tent stitch, up at 1, down at 2. Lines in continental, right to left, the canvas upside down for the next row; wide areas in basketweave.
2. Cut 18 in of thread. Start and end it without a knot left behind.
3. Mark the middle of the canvas. It is the outlined square on page 2, column 45, row 45 (DMC 300): start there. Count threads, not holes.
4. Go on from it: picture first, background last. Gray squares are on two pages: stitch them once.
5. Last, two more rows all round, each stitch in the color it lies beside: the opening's edge hides them.

First time? How to needlepoint: flossfield.com/needlepoint/guides/how-to-start/
How to read a chart: flossfield.com/needlepoint/guides/how-to-read-a-chart/

What you need

Canvas: blank mono canvas, 18 mesh (18 threads to the inch), cut 9.5 in square (24.1 cm).

Needle: blunt tapestry, size 22. Also masking tape for the cut edges, and small scissors.

Thread: six-strand floss, 18 colors, about 20 skeins in all (an estimate). Stitch with 4 strands (5 or 6 if canvas shows).

Fit it into a lid: the box or tray, acid-free board and backing. Measure the opening first.
How to fit it into a lid.

Thread list, DMC

			stitches	skeins				stitches	skeins
●	**BLANC**	White	1,419	2	+	**300**	Very Dark Mahogany	370	1
■	**964**	Light Seagreen	1,262	2	=	**931**	Medium Antique Blue	255	1
▲	**336**	Navy Blue	609	1	Z	**951**	Light Tawny	254	1
◆	**3801**	Very Dark Melon	580	1	A	**959**	Medium Seagreen	241	1
▼	**3846**	Light Bright Turquoise	523	1	V	**3827**	Pale Golden Brown	208	1
★	**351**	Coral	448	1	T	**701**	Light Green	179	1
❖	**3844**	Dark Bright Turquoise	448	1	N	**726**	Light Topaz	177	1
X	**3752**	Very Light Antique Blue	409	1	S	**3371**	Black Brown	176	1
H	**976**	Medium Golden Brown	373	1	K	**815**	Medium Garnet	169	1

Skeins are estimates, with the two extra rows: the thread a stitch takes on the front and back of 18 mesh canvas, plus 30 percent, rounded up for each color.

Thread colors are approximate screen matches to DMC numbers. Check against real thread before you buy.

For your own stitching, gifts and handmade pieces you sell. Do not resell or share this PDF or copies of it.

Whimsical pontoon boat with dogs

Needlepoint pattern

Columns 1 to 49, rows 1 to 90. Start at the red outline

This page is the dark part of the chart

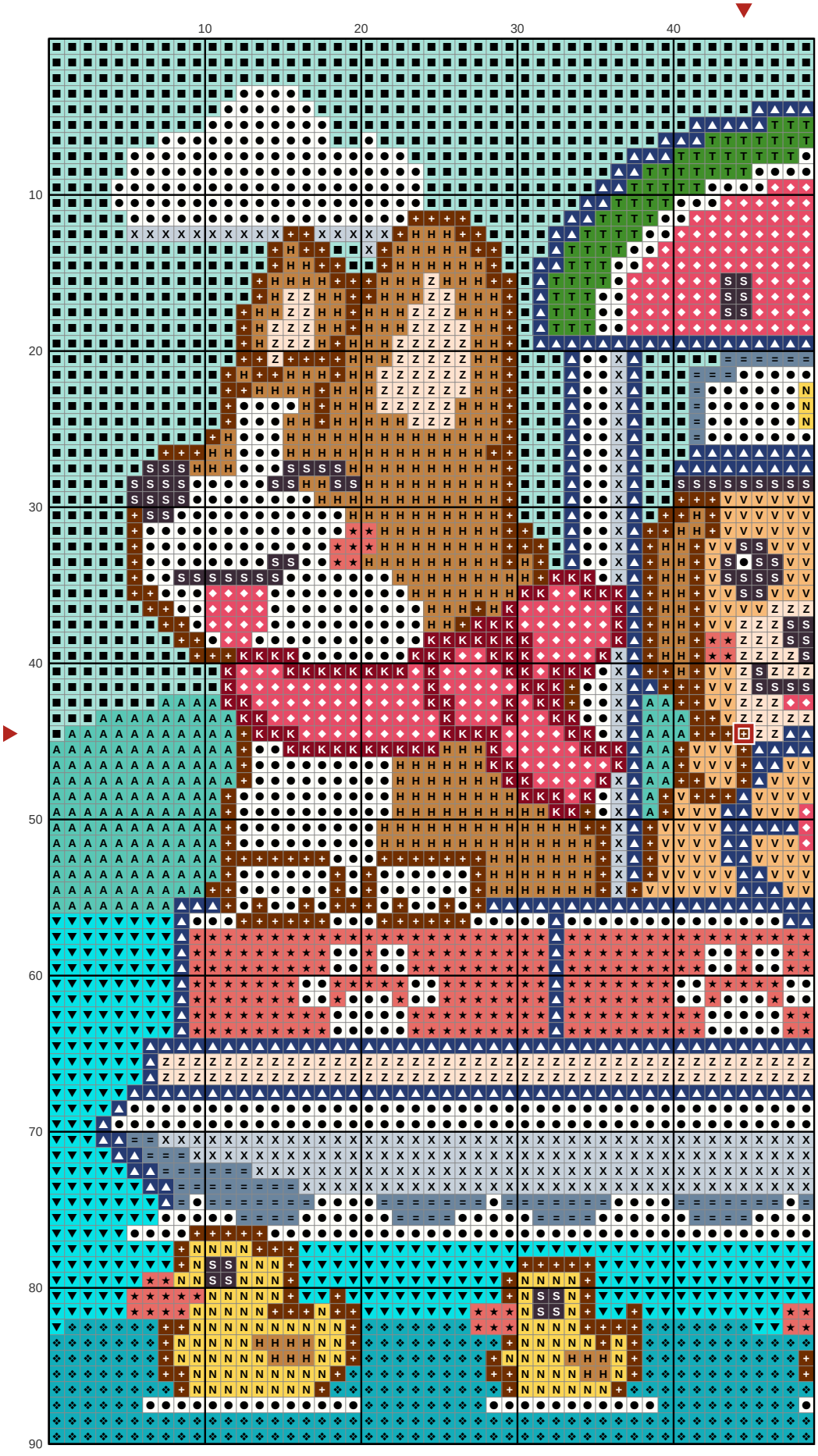

Key

- **DMC BLANC** — White
- **DMC 964** — Light Seagreen
- **DMC 336** — Navy Blue
- **DMC 3801** — Very Dark Melon
- **DMC 3846** — Light Bright Turquoise
- **DMC 351** — Coral
- **DMC 3844** — Dark Bright Turquoise
- **DMC 3752** — Very Light Antique Blue
- **DMC 976** — Medium Golden Brown
- **DMC 300** — Very Dark Mahogany
- **DMC 931** — Medium Antique Blue
- **DMC 951** — Light Tawny
- **DMC 959** — Medium Seagreen
- **DMC 3827** — Pale Golden Brown
- **DMC 701** — Light Green
- **DMC 726** — Light Topaz
- **DMC 3371** — Black Brown
- **DMC 815** — Medium Garnet

Whimsical pontoon boat with dogs

Needlepoint pattern

Columns 50 to 90, rows 1 to 90. Gray squares: charted already, do not stitch again

This page is the dark part of the chart

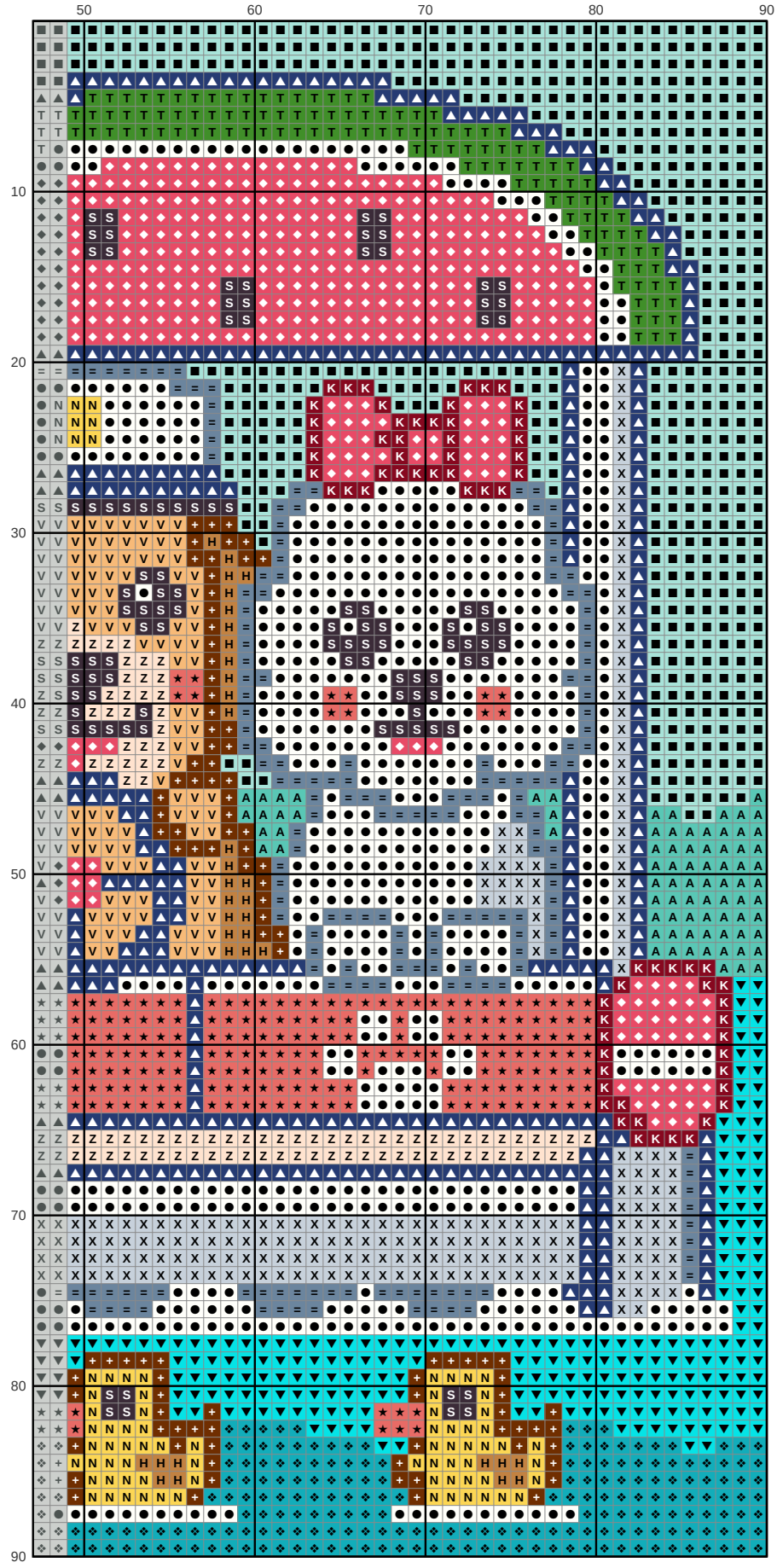

Key

- ● **DMC BLANC** White
- ■ **DMC 964** Light Seagreen
- ▲ **DMC 336** Navy Blue
- ◆ **DMC 3801** Very Dark Melon
- ▼ **DMC 3846** Light Bright Turquoise
- ★ **DMC 351** Coral
- ❖ **DMC 3844** Dark Bright Turquoise
- X **DMC 3752** Very Light Antique Blue
- H **DMC 976** Medium Golden Brown
- \+ **DMC 300** Very Dark Mahogany
- = **DMC 931** Medium Antique Blue
- Z **DMC 951** Light Tawny
- A **DMC 959** Medium Seagreen
- V **DMC 3827** Pale Golden Brown
- T **DMC 701** Light Green
- N **DMC 726** Light Topaz
- S **DMC 3371** Black Brown
- K **DMC 815** Medium Garnet