Whimsical postage stamp with a duck

Needlepoint pattern | 72 x 72 stitches | 4 x 4 in (10.2 x 10.2 cm) on 18 mesh | 16 colors



How to stitch it



1. Each square is one tent stitch, up at 1, down at 2. Lines in continental, right to left, the canvas upside down for the next row; wide areas in basketweave.
2. Cut 18 in of thread. Start and end it without a knot left behind.
3. Mark the middle of the canvas. It is the outlined square, column 36, row 36 (DMC 326): start there. Count threads, not holes.
4. Go on from it: picture first, background last. End the thread before crossing another color.
5. Last, two more rows all round in DMC 3733: the board's edge hides them.

First time? How to needlepoint: flossfield.com/needlepoint/guides/how-to-start/
How to read a chart: flossfield.com/needlepoint/guides/how-to-read-a-chart/

What you need

Canvas: blank mono canvas, 18 mesh (18 threads to the inch), cut 8.5 in square (21.6 cm).

Needle: blunt tapestry, size 22. Also masking tape for the cut edges, and small scissors.

Thread: six-strand floss, 16 colors, about 18 skeins in all (an estimate). Stitch with 4 strands (5 or 6 if canvas shows).

Make it an ornament: board, thin batting, backing fabric and twisted cord.
How to finish an ornament.

Thread list, DMC

			stitches	skeins
●	**3733**	Dusty Rose	2,012	3
■	**739**	Ultra Very Light Tan	647	1
▲	**BLANC**	White	552	1
◆	**898**	Very Dark Coffee Brown	508	1
▼	**519**	Sky Blue	349	1
★	**3832**	Medium Raspberry	216	1
❖	**742**	Light Tangerine	175	1
X	**3801**	Very Dark Melon	144	1
H	**3841**	Pale Baby Blue	111	1
+	**989**	Forest Green	108	1
=	**747**	Very Light Sky Blue	92	1
Z	**3348**	Light Yellow Green	70	1
A	**341**	Light Blue Violet	65	1
V	**3708**	Light Melon	48	1
T	**721**	Medium Orange Spice	47	1
N	**326**	Very Dark Rose	40	1

Skeins are estimates, with the two extra rows: the thread a stitch takes on the front and back of 18 mesh canvas, plus 30 percent, rounded up for each color.

Thread colors are approximate screen matches to DMC numbers. Check against real thread before you buy.

For your own stitching, gifts and handmade pieces you sell. Do not resell or share this PDF or copies of it.

Whimsical postage stamp with a duck Needlepoint pattern

Chart: 72 x 72 stitches. Start at the red outline



Key

- ● **DMC 3733** Dusty Rose
- ■ **DMC 739** Ultra Very Light Tan
- ▲ **DMC BLANC** White
- ◆ **DMC 898** Very Dark Coffee Brown
- ▼ **DMC 519** Sky Blue
- ★ **DMC 3832** Medium Raspberry
- ❖ **DMC 742** Light Tangerine
- X **DMC 3801** Very Dark Melon
- H **DMC 3841** Pale Baby Blue
- \+ **DMC 989** Forest Green
- = **DMC 747** Very Light Sky Blue
- Z **DMC 3348** Light Yellow Green
- A **DMC 341** Light Blue Violet
- V **DMC 3708** Light Melon
- T **DMC 721** Medium Orange Spice
- N **DMC 326** Very Dark Rose