Whimsical potion bottles

Needlepoint pattern | 90 x 90 stitches | 5 x 5 in (12.7 x 12.7 cm) on 18 mesh | 18 colors



How to stitch it



1. Each square is one tent stitch, up at 1, down at 2. Lines in continental, right to left, the canvas upside down for the next row; wide areas in basketweave.
2. Cut 18 in of thread. Start and end it without a knot left behind.
3. Mark the middle of the canvas. It is the outlined square on page 2, column 45, row 45 (DMC 3865): start there. Count threads, not holes.
4. Go on from it: picture first, background last. Gray squares are on two pages: stitch them once.
5. Last, two more rows all round in DMC 154: the opening's edge hides them.

First time? How to needlepoint: flossfield.com/needlepoint/guides/how-to-start/
How to read a chart: flossfield.com/needlepoint/guides/how-to-read-a-chart/

What you need

Canvas: blank mono canvas, 18 mesh (18 threads to the inch), cut 9.5 in square (24.1 cm).

Needle: blunt tapestry, size 22. Also masking tape for the cut edges, and small scissors.

Thread: six-strand floss, 18 colors, about 19 skeins in all (an estimate). Stitch with 4 strands (5 or 6 if canvas shows).

Fit it into a lid: the box or tray, acid-free board and backing. Measure the opening first.
How to fit it into a lid.

Thread list, DMC

			stitches	skeins
●	32	Dark Blueberry	1,197	1
■	436	Tan	1,179	1
▲	154	Very Dark Grape	957	2
◆	433	Medium Brown	860	1
▼	3865	Winter White	662	1
★	554	Light Violet	568	1
❖	31	Blueberry	479	1
X	741	Medium Tangerine	344	1
H	3350	Ultra Dark Dusty Rose	320	1
+	3747	Very Light Blue Violet	314	1
=	3855	Light Autumn Gold	308	1
Z	156	Medium Light Blue Violet	185	1
A	3851	Light Bright Green	162	1
V	720	Dark Orange Spice	152	1
T	3733	Dusty Rose	128	1
N	964	Light Seagreen	109	1
S	991	Dark Aquamarine	107	1
K	939	Very Dark Navy Blue	69	1

Skeins are estimates, with the two extra rows: the thread a stitch takes on the front and back of 18 mesh canvas, plus 30 percent, rounded up for each color.

Thread colors are approximate screen matches to DMC numbers. Check against real thread before you buy.

For your own stitching, gifts and handmade pieces you sell. Do not resell or share this PDF or copies of it.

Whimsical potion bottles

Needlepoint pattern

Columns 1 to 49, rows 1 to 90. Start at the red outline

This page is the dark part of the chart



Key

- **DMC 32** Dark Blueberry
- **DMC 436** Tan
- **DMC 154** Very Dark Grape
- **DMC 433** Medium Brown
- **DMC 3865** Winter White
- **DMC 554** Light Violet
- **DMC 31** Blueberry
- **DMC 741** Medium Tangerine
- **H** **DMC 3350** Ultra Dark Dusty Rose
- **+** **DMC 3747** Very Light Blue Violet
- **=** **DMC 3855** Light Autumn Gold
- **Z** **DMC 156** Medium Light Blue Violet
- **A** **DMC 3851** Light Bright Green
- **V** **DMC 720** Dark Orange Spice
- **T** **DMC 3733** Dusty Rose
- **N** **DMC 964** Light Seagreen
- **S** **DMC 991** Dark Aquamarine
- **K** **DMC 939** Very Dark Navy Blue

Whimsical potion bottles

Needlepoint pattern

Columns 50 to 90, rows 1 to 90. Gray squares: charted already, do not stitch again

This page is the dark part of the chart



Key

- DMC 32 Dark Blueberry
- DMC 436 Tan
- DMC 154 Very Dark Grape
- DMC 433 Medium Brown
- DMC 3865 Winter White
- DMC 554 Light Violet
- DMC 31 Blueberry
- DMC 741 Medium Tangerine
- DMC 3350 Ultra Dark Dusty Rose
- DMC 3747 Very Light Blue Violet
- DMC 3855 Light Autumn Gold
- DMC 156 Medium Light Blue Violet
- DMC 3851 Light Bright Green
- DMC 720 Dark Orange Spice
- DMC 3733 Dusty Rose
- DMC 964 Light Seagreen
- DMC 991 Dark Aquamarine
- DMC 939 Very Dark Navy Blue