Whimsical pug Christmas stocking

Needlepoint pattern | 143 x 234 stitches | 11 x 18 in (27.9 x 45.7 cm) on 13 mesh | 24 colors



How to stitch it



1. Each square is one tent stitch, up at 1, down at 2. Lines in continental, right to left, the canvas upside down for the next row; wide areas in basketweave.
2. Cut 18 in of thread. Start and end it without a knot left behind.
3. Mark the crossing 2 in from the top and right edges of the canvas. It is the outlined square, top right of page 2, column 143, row 1 (DMC 501): start there. Count threads, not holes.
4. The name first, where you put one on it, then downward, background as you go. Gray squares are on two pages: stitch them once. Empty squares stay bare.
5. Last, two more rows all round, each stitch in the color it lies beside: the seam hides them. Ask your finisher first.

The dashed box on the cuff is the place for a name, and the two red marks are its middle: type one on the pattern's page to have it charted.

First time? How to needlepoint: flossfield.com/needlepoint/guides/how-to-start/
How to read a chart: flossfield.com/needlepoint/guides/how-to-read-a-chart/

What you need

Canvas: blank mono canvas, 13 mesh (13 threads to the inch), cut 15.5 in wide x 22.5 in high (39.4 x 57.2 cm).

Needle: blunt tapestry, size 20. Also masking tape for the cut edges, and small scissors.

Thread: six-strand floss, 24 colors, about 49 skeins in all (an estimate). Stitch with 7 strands (8 if canvas shows).

Make it a stocking: a finisher, who backs and lines it (ask months before Christmas), or backing, lining, cord and a loop to sew it up yourself. How to finish a stocking.

Thread list, DMC

			stitches	skeins
●	**3865**	Winter White	3,251	6
□	**433**	Medium Brown	2,670	5
▲	**931**	Medium Antique Blue	2,414	4
◆	**3803**	Dark Mauve	2,132	4
▼	**3685**	Very Dark Mauve	1,571	3
★	**3799**	Very Dark Pewter Gray	1,339	3
❖	**930**	Dark Antique Blue	1,262	2
X	**3750**	Very Dark Antique Blue	1,054	2
H	**738**	Very Light Tan	789	2
+	**310**	Black	778	2
=	**436**	Tan	757	2
Z	**501**	Dark Blue Green	705	2
A	**3752**	Very Light Antique Blue	657	1
V	**437**	Light Tan	627	1
T	**739**	Ultra Very Light Tan	624	1
N	**500**	Very Dark Blue Green	520	1
S	**3862**	Dark Mocha Beige	431	1
K	**434**	Light Brown	424	1
E	**645**	Very Dark Beaver Gray	294	1
C	**3687**	Mauve	283	1
P	**3821**	Straw	103	1
U	**741**	Medium Tangerine	94	1
L	**502**	Blue Green	79	1
2	**3688**	Medium Mauve	62	1

Skeins are estimates, with the two extra rows: the thread a stitch takes on the front and back of 13 mesh canvas, plus 30 percent, rounded up for each color.

Thread colors are approximate screen matches to DMC numbers. Check against real thread before you buy.

For your own stitching, gifts and handmade pieces you sell. Do not resell or share this PDF or copies of it.

Whimsical pug Christmas stocking

Needlepoint pattern

Columns 62 to 143, rows 1 to 71. Start at the red outline

This page is the dark part of the chart



Key

- ● **DMC 3865** Winter White
- ■ **DMC 433** Medium Brown
- ▲ **DMC 931** Medium Antique Blue
- ◆ **DMC 3803** Dark Mauve
- ▼ **DMC 3685** Very Dark Mauve
- ★ **DMC 3799** Very Dark Pewter Gray
- ❖ **DMC 930** Dark Antique Blue
- X **DMC 3750** Very Dark Antique Blue
- = **DMC 436** Tan
- Z **DMC 501** Dark Blue Green
- A **DMC 3752** Very Light Antique Blue
- N **DMC 500** Very Dark Blue Green
- C **DMC 3687** Mauve
- P **DMC 3821** Straw
- L **DMC 502** Blue Green
- 2 **DMC 3688** Medium Mauve

Whimsical pug Christmas stocking

Needlepoint pattern

Columns 61 to 143, rows 72 to 140. Gray squares: charted already, do not stitch again

This page is the dark part of the chart



Key

- **DMC 3865** Winter White
- **DMC 433** Medium Brown
- **DMC 931** Medium Antique Blue
- **DMC 3803** Dark Mauve
- **DMC 3799** Very Dark Pewter Gray
- **DMC 930** Dark Antique Blue
- **DMC 3750** Very Dark Antique Blue
- **DMC 738** Very Light Tan
- **DMC 310** Black
- **DMC 436** Tan
- **DMC 3752** Very Light Antique Blue
- **DMC 437** Light Tan
- **DMC 739** Ultra Very Light Tan
- **DMC 500** Very Dark Blue Green
- **DMC 3862** Dark Mocha Beige
- **DMC 434** Light Brown
- **DMC 645** Very Dark Beaver Gray
- **DMC 3821** Straw

Whimsical pug Christmas stocking Needlepoint pattern

Columns 1 to 72, rows 141 to 234. Gray squares: charted already, do not stitch again

This page is the dark part of the chart



Whimsical pug Christmas stocking Needlepoint pattern

Columns 73 to 143, rows 141 to 234. Gray squares: charted already, do not stitch again

This page is the dark part of the chart

