Whimsical pull-along duck with ducklings

Needlepoint pattern | 160 x 120 stitches | 16 x 12 in (40.6 x 30.5 cm) on 10 mesh | 24 colors



How to stitch it



1. Each square is one tent stitch, up at 1, down at 2. Lines in continental, right to left, the canvas upside down for the next row; wide areas in basketweave.
2. Cut 18 in of thread. Start and end it without a knot left behind.
3. Mark the middle of the canvas. It is the outlined square on page 2, column 80, row 60 (DMC 3755): start there. Count threads, not holes.
4. Go on from it: picture first, background last. Gray squares are on two pages: stitch them once.
5. Last, two more rows all round, each stitch in the color it lies beside: the seam hides them.

First time? How to needlepoint: flossfield.com/needlepoint/guides/how-to-start/
How to read a chart: flossfield.com/needlepoint/guides/how-to-read-a-chart/

What you need

Canvas: blank mono canvas, 10 mesh (10 threads to the inch), cut 20.5 in wide x 16.5 in high (52.1 x 41.9 cm).

Needle: blunt tapestry, size 18. Also masking tape for the cut edges, and small scissors.

Thread: pearl cotton size 3, 24 colors, about 46 skeins in all (an estimate). Stitch with 2 lengths together.

Make it a pillow: backing fabric, an insert the size of the stitching or an inch larger, and cord or piping for the edge. How to finish a pillow.

Thread list, DMC

			stitches	skeins
●	**3841**	Pale Baby Blue	3,662	6
■	**3823**	Ultra Pale Yellow	2,581	5
▲	**470**	Light Avocado Green	1,971	4
◆	**469**	Avocado Green	1,858	4
▼	**3755**	Baby Blue	1,202	3
★	**727**	Very Light Topaz	1,106	2
❖	**503**	Medium Blue Green	855	2
X	**936**	Very Dark Avocado Green	814	2
H	**502**	Blue Green	783	2
+	**726**	Light Topaz	674	2
=	**3781**	Dark Mocha Brown	575	1
Z	**783**	Medium Topaz	501	1
A	**BLANC**	White	387	1
V	**725**	Medium Light Topaz	385	1
T	**3045**	Dark Yellow Beige	326	1
N	**472**	Ultra Light Avocado Green	272	1
S	**780**	Ultra Very Dark Topaz	255	1
K	**334**	Medium Baby Blue	232	1
E	**815**	Medium Garnet	214	1
C	**741**	Medium Tangerine	196	1
P	**920**	Medium Copper	129	1
U	**321**	Red	102	1
L	**3031**	Very Dark Mocha Brown	60	1
2	**351**	Coral	60	1

Skeins are estimates, with the two extra rows: the thread a stitch takes on the front and back of 10 mesh canvas, plus 30 percent, rounded up for each color.

Thread colors are approximate screen matches to DMC numbers. Check against real thread before you buy.

For your own stitching, gifts and handmade pieces you sell. Do not resell or share this PDF or copies of it.

Whimsical pull-along duck with ducklings

Needlepoint pattern

Columns 1 to 84, rows 1 to 64. Start at the red outline

This page is the dark part of the chart



Key

- ● **DMC 3841** Pale Baby Blue
- ■ **DMC 3823** Ultra Pale Yellow
- ▲ **DMC 470** Light Avocado Green
- ▼ **DMC 3755** Baby Blue
- ★ **DMC 727** Very Light Topaz
- ❖ **DMC 503** Medium Blue Green
- H **DMC 502** Blue Green
- \+ **DMC 726** Light Topaz
- = **DMC 3781** Dark Mocha Brown
- Z **DMC 783** Medium Topaz
- A **DMC BLANC** White
- T **DMC 3045** Dark Yellow Beige
- N **DMC 472** Ultra Light Avocado Green
- C **DMC 741** Medium Tangerine
- L **DMC 3031** Very Dark Mocha Brown

Whimsical pull-along duck with ducklings

Needlepoint pattern

Columns 85 to 160, rows 1 to 64. Gray squares: charted already, do not stitch again

This page is the dark part of the chart



Key

- ● **DMC 3841** Pale Baby Blue
- ■ **DMC 3823** Ultra Pale Yellow
- ▲ **DMC 470** Light Avocado Green
- ▼ **DMC 3755** Baby Blue
- ★ **DMC 727** Very Light Topaz
- ❖ **DMC 503** Medium Blue Green
- X **DMC 936** Very Dark Avocado Green
- H **DMC 502** Blue Green
- \+ **DMC 726** Light Topaz
- = **DMC 3781** Dark Mocha Brown
- Z **DMC 783** Medium Topaz
- A **DMC BLANC** White
- V **DMC 725** Medium Light Topaz
- T **DMC 3045** Dark Yellow Beige
- S **DMC 780** Ultra Very Dark Topaz
- K **DMC 334** Medium Baby Blue
- C **DMC 741** Medium Tangerine
- P **DMC 920** Medium Copper
- L **DMC 3031** Very Dark Mocha Brown

Whimsical pull-along duck with ducklings

Needlepoint pattern

Columns 1 to 84, rows 65 to 120. Gray squares: charted already, do not stitch again

This page is the dark part of the chart



Key

- ■ **DMC 3823** Ultra Pale Yellow
- ▲ **DMC 470** Light Avocado Green
- ◆ **DMC 469** Avocado Green
- ▼ **DMC 3755** Baby Blue
- ★ **DMC 727** Very Light Topaz
- X **DMC 936** Very Dark Avocado Green
- \+ **DMC 726** Light Topaz
- = **DMC 3781** Dark Mocha Brown
- Z **DMC 783** Medium Topaz
- A **DMC BLANC** White
- V **DMC 725** Medium Light Topaz
- T **DMC 3045** Dark Yellow Beige
- N **DMC 472** Ultra Light Avocado Green
- E **DMC 815** Medium Garnet
- C **DMC 741** Medium Tangerine
- P **DMC 920** Medium Copper
- U **DMC 321** Red
- L **DMC 3031** Very Dark Mocha Brown
- 2 **DMC 351** Coral

Whimsical pull-along duck with ducklings

Needlepoint pattern

Columns 85 to 160, rows 65 to 120. Gray squares: charted already, do not stitch again

This page is the dark part of the chart

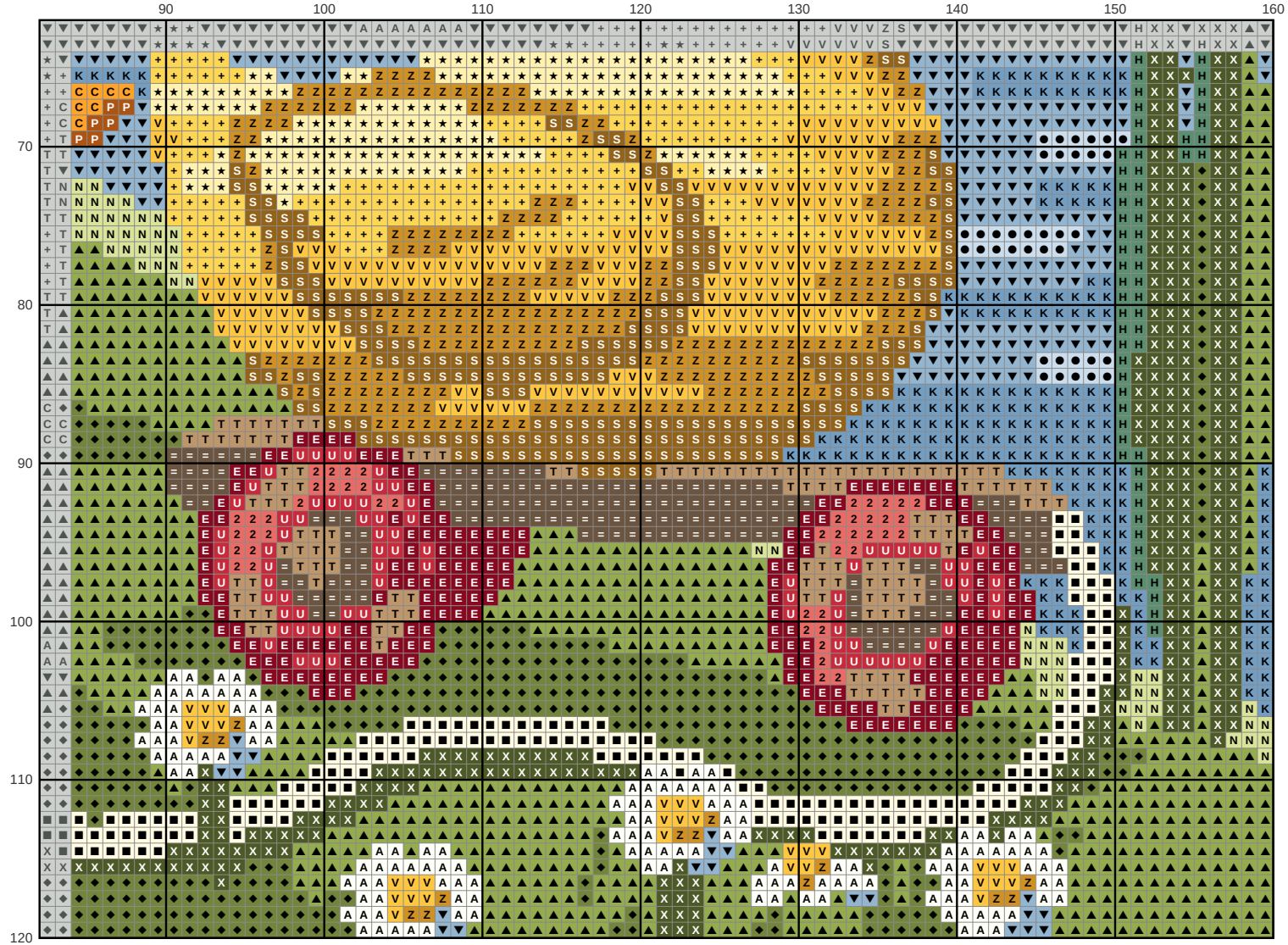

Key

- ● **DMC 3841** Pale Baby Blue
- ■ **DMC 3823** Ultra Pale Yellow
- ▲ **DMC 470** Light Avocado Green
- ◆ **DMC 469** Avocado Green
- ▼ **DMC 3755** Baby Blue
- ★ **DMC 727** Very Light Topaz
- X **DMC 936** Very Dark Avocado Green
- H **DMC 502** Blue Green
- \+ **DMC 726** Light Topaz
- = **DMC 3781** Dark Mocha Brown
- Z **DMC 783** Medium Topaz
- A **DMC BLANC** White
- V **DMC 725** Medium Light Topaz
- T **DMC 3045** Dark Yellow Beige
- N **DMC 472** Ultra Light Avocado Green
- S **DMC 780** Ultra Very Dark Topaz
- K **DMC 334** Medium Baby Blue
- E **DMC 815** Medium Garnet
- C **DMC 741** Medium Tangerine
- P **DMC 920** Medium Copper
- U **DMC 321** Red
- 2 **DMC 351** Coral