Whimsical queen of hearts with tarts

Needlepoint pattern | 90 x 126 stitches | 5 x 7 in (12.7 x 17.8 cm) on 18 mesh | 18 colors



How to stitch it



1. Each square is one tent stitch, up at 1, down at 2. Lines in continental, right to left, the canvas upside down for the next row; wide areas in basketweave.
2. Cut 18 in of thread. Start and end it without a knot left behind.
3. Mark the middle of the canvas. It is the outlined square on page 2, column 45, row 63 (DMC 498): start there. Count threads, not holes.
4. Go on from it: picture first, background last. Gray squares are on two pages: stitch them once.
5. Last, two more rows all round, each stitch in the color it lies beside: the opening's edge hides them.

First time? How to needlepoint: flossfield.com/needlepoint/guides/how-to-start/
How to read a chart: flossfield.com/needlepoint/guides/how-to-read-a-chart/

What you need

Canvas: blank mono canvas, 18 mesh (18 threads to the inch), cut 9.5 in wide x 11.5 in high (24.1 x 29.2 cm).

Needle: blunt tapestry, size 22. Also masking tape for the cut edges, and small scissors.

Thread: six-strand floss, 18 colors, about 22 skeins in all (an estimate). Stitch with 4 strands (5 or 6 if canvas shows).

Fit it into a lid: the box or tray, acid-free board and backing. Measure the opening first.
How to fit it into a lid.

Thread list, DMC

			stitches	skeins
●	**712**	Cream	2,767	3
■	**3766**	Light Peacock Blue	1,679	2
▲	**3810**	Dark Turquoise	1,475	2
◆	**498**	Dark Red	1,026	1
▼	**3820**	Dark Straw	738	1
★	**3808**	Ultra Very Dark Turquoise	722	1
❖	**3809**	Very Dark Turquoise	671	1
X	**3371**	Black Brown	594	1
H	**350**	Medium Coral	502	1
+	**434**	Light Brown	431	1
=	**352**	Light Coral	172	1
Z	**801**	Dark Coffee Brown	128	1
A	**782**	Dark Topaz	102	1
V	**738**	Very Light Tan	90	1
T	**898**	Very Dark Coffee Brown	88	1
N	**3822**	Light Straw	88	1
S	**814**	Dark Garnet	51	1
K	**3830**	Terra Cotta	16	1

Skeins are estimates, with the two extra rows: the thread a stitch takes on the front and back of 18 mesh canvas, plus 30 percent, rounded up for each color.

Thread colors are approximate screen matches to DMC numbers. Check against real thread before you buy.

For your own stitching, gifts and handmade pieces you sell. Do not resell or share this PDF or copies of it.

Whimsical queen of hearts with tarts

Needlepoint pattern

Columns 1 to 90, rows 1 to 67. Start at the red outline

This page is the dark part of the chart



Key

- ● **DMC 712** Cream
- ■ **DMC 3766** Light Peacock Blue
- ▲ **DMC 3810** Dark Turquoise
- ◆ **DMC 498** Dark Red
- ▼ **DMC 3820** Dark Straw
- ★ **DMC 3808** Ultra Very Dark Turquoise
- ❖ **DMC 3809** Very Dark Turquoise
- X **DMC 3371** Black Brown
- H **DMC 350** Medium Coral
- \+ **DMC 434** Light Brown
- = **DMC 352** Light Coral
- Z **DMC 801** Dark Coffee Brown
- A **DMC 782** Dark Topaz
- V **DMC 738** Very Light Tan
- T **DMC 898** Very Dark Coffee Brown
- N **DMC 3822** Light Straw
- S **DMC 814** Dark Garnet
- K **DMC 3830** Terra Cotta

Whimsical queen of hearts with tarts

Needlepoint pattern

Columns 1 to 90, rows 68 to 126. Gray squares: charted already, do not stitch again

This page is the dark part of the chart



Key

- DMC 712 Cream
- DMC 3766 Light Peacock Blue
- DMC 3810 Dark Turquoise
- DMC 498 Dark Red
- DMC 3820 Dark Straw
- DMC 3808 Ultra Very Dark Turquoise
- DMC 3809 Very Dark Turquoise
- DMC 350 Medium Coral
- DMC 434 Light Brown
- DMC 352 Light Coral
- DMC 801 Dark Coffee Brown
- DMC 782 Dark Topaz
- DMC 738 Very Light Tan
- DMC 814 Dark Garnet