Whimsical radishes with a rabbit

Needlepoint pattern | 90 x 90 stitches | 5 x 5 in (12.7 x 12.7 cm) on 18 mesh | 18 colors



How to stitch it



1. Each square is one tent stitch, up at 1, down at 2. Lines in continental, right to left, the canvas upside down for the next row; wide areas in basketweave.
2. Cut 18 in of thread. Start and end it without a knot left behind.
3. Mark the middle of the canvas. It is the outlined square on page 2, column 45, row 45 (DMC 435): start there. Count threads, not holes.
4. Go on from it: picture first, background last. Gray squares are on two pages: stitch them once.
5. Last, two more rows all round, each stitch in the color it lies beside: the opening's edge hides them.

First time? How to needlepoint: flossfield.com/needlepoint/guides/how-to-start/
How to read a chart: flossfield.com/needlepoint/guides/how-to-read-a-chart/

What you need

Canvas: blank mono canvas, 18 mesh (18 threads to the inch), cut 9.5 in square (24.1 cm).

Needle: blunt tapestry, size 22. Also masking tape for the cut edges, and small scissors.

Thread: six-strand floss, 18 colors, about 19 skeins in all (an estimate). Stitch with 4 strands (5 or 6 if canvas shows).

Fit it into a lid: the box or tray, acid-free board and backing. Measure the opening first.
How to fit it into a lid.

Thread list, DMC

			stitches	skeins
●	754	Light Peach	1,115	2
■	801	Dark Coffee Brown	740	1
▲	938	Ultra Dark Coffee Brown	706	1
◆	3832	Medium Raspberry	611	1
▼	3770	Very Light Tawny	607	1
★	435	Very Light Brown	528	1
❖	987	Dark Forest Green	509	1
X	470	Light Avocado Green	475	1
H	433	Medium Brown	469	1
+	895	Very Dark Hunter Green	455	1
=	744	Pale Yellow	444	1
Z	BLANC	White	321	1
A	3348	Light Yellow Green	290	1
V	3833	Light Raspberry	280	1
T	437	Light Tan	207	1
N	3831	Dark Raspberry	185	1
S	642	Dark Beige Gray	85	1
K	814	Dark Garnet	73	1

Skeins are estimates, with the two extra rows: the thread a stitch takes on the front and back of 18 mesh canvas, plus 30 percent, rounded up for each color.

Thread colors are approximate screen matches to DMC numbers. Check against real thread before you buy.

For your own stitching, gifts and handmade pieces you sell. Do not resell or share this PDF or copies of it.

Whimsical radishes with a rabbit Needlepoint pattern

Columns 1 to 49, rows 1 to 90. Start at the red outline

This page is the dark part of the chart



Key

- DMC 754 Light Peach
- DMC 801 Dark Coffee Brown
- DMC 938 Ultra Dark Coffee Brown
- DMC 3832 Medium Raspberry
- DMC 3770 Very Light Tawny
- DMC 435 Very Light Brown
- DMC 987 Dark Forest Green
- DMC 470 Light Avocado Green
- DMC 433 Medium Brown
- DMC 895 Very Dark Hunter Green
- DMC 744 Pale Yellow
- DMC BLANC White
- DMC 3348 Light Yellow Green
- DMC 3833 Light Raspberry
- DMC 437 Light Tan
- DMC 3831 Dark Raspberry
- DMC 642 Dark Beige Gray
- DMC 814 Dark Garnet

Whimsical radishes with a rabbit Needlepoint pattern

Columns 50 to 90, rows 1 to 90. Gray squares: charted already, do not stitch again

This page is the dark part of the chart



Key

- ● **DMC 754** Light Peach
- ■ **DMC 801** Dark Coffee Brown
- ▲ **DMC 938** Ultra Dark Coffee Brown
- ◆ **DMC 3832** Medium Raspberry
- ▼ **DMC 3770** Very Light Tawny
- ★ **DMC 435** Very Light Brown
- ❖ **DMC 987** Dark Forest Green
- X **DMC 470** Light Avocado Green
- H **DMC 433** Medium Brown
- \+ **DMC 895** Very Dark Hunter Green
- = **DMC 744** Pale Yellow
- Z **DMC BLANC** White
- A **DMC 3348** Light Yellow Green
- V **DMC 3833** Light Raspberry
- T **DMC 437** Light Tan
- N **DMC 3831** Dark Raspberry
- S **DMC 642** Dark Beige Gray
- K **DMC 814** Dark Garnet