Whimsical bowl of ramen

Needlepoint pattern | 90 x 126 stitches | 5 x 7 in (12.7 x 17.8 cm) on 18 mesh | 20 colors



How to stitch it



1. Each square is one tent stitch, up at 1, down at 2. Lines in continental, right to left, the canvas upside down for the next row; wide areas in basketweave.
2. Cut 18 in of thread. Start and end it without a knot left behind.
3. Mark the middle of the canvas. It is the outlined square on page 2, column 45, row 63 (DMC 727): start there. Count threads, not holes.
4. Go on from it: picture first, background last. Gray squares are on two pages: stitch them once.
5. When it is done, block it square.

First time? How to needlepoint: flossfield.com/needlepoint/guides/how-to-start/
How to read a chart: flossfield.com/needlepoint/guides/how-to-read-a-chart/

What you need

Canvas: blank mono canvas, 18 mesh (18 threads to the inch), cut 9 in wide x 11 in high (22.9 x 27.9 cm).

Needle: blunt tapestry, size 22. Also masking tape for the cut edges, and small scissors.

Thread: six-strand floss, 20 colors, about 22 skeins in all (an estimate). Stitch with 4 strands (5 or 6 if canvas shows).

Frame it: acid-free board and a frame.
How to frame needlepoint.

Thread list, DMC

			stitches	skeins
●	3834	Dark Grape	1,948	2
■	437	Light Tan	1,424	2
▲	3865	Winter White	1,115	1
◆	3835	Medium Grape	1,023	1
▼	3726	Dark Antique Mauve	766	1
★	436	Tan	757	1
❖	3811	Very Light Turquoise	597	1
X	3854	Medium Autumn Gold	494	1
H	3808	Ultra Very Dark Turquoise	479	1
+	3853	Dark Autumn Gold	456	1
=	3810	Dark Turquoise	417	1
Z	778	Very Light Antique Mauve	384	1
A	301	Medium Mahogany	373	1
V	3776	Light Mahogany	271	1
T	727	Very Light Topaz	212	1
N	300	Very Dark Mahogany	153	1
S	3820	Dark Straw	151	1
K	3833	Light Raspberry	128	1
E	895	Very Dark Hunter Green	118	1
C	703	Chartreuse	74	1

Skeins are estimates: the thread a stitch takes on the front and back of 18 mesh canvas, plus 30 percent, rounded up for each color.
Thread colors are approximate screen matches to DMC numbers. Check against real thread before you buy.
For your own stitching, gifts and handmade pieces you sell. Do not resell or share this PDF or copies of it.

Whimsical bowl of ramen Needlepoint pattern

Columns 1 to 90, rows 1 to 67. Start at the red outline

This page is the dark part of the chart



Key

- DMC 3834 Dark Grape
- DMC 3865 Winter White
- DMC 3835 Medium Grape
- DMC 3726 Dark Antique Mauve
- DMC 3811 Very Light Turquoise
- X DMC 3854 Medium Autumn Gold
- \+ DMC 3853 Dark Autumn Gold
- Z DMC 778 Very Light Antique Mauve
- A DMC 301 Medium Mahogany
- V DMC 3776 Light Mahogany
- T DMC 727 Very Light Topaz
- N DMC 300 Very Dark Mahogany
- K DMC 3833 Light Raspberry
- E DMC 895 Very Dark Hunter Green
- C DMC 703 Chartreuse

Whimsical bowl of ramen Needlepoint pattern

Columns 1 to 90, rows 68 to 126. Gray squares: charted already, do not stitch again

This page is the dark part of the chart



Key

- **DMC 3834** Dark Grape
- **DMC 437** Light Tan
- **DMC 3865** Winter White
- **DMC 3726** Dark Antique Mauve
- **DMC 436** Tan
- **DMC 3811** Very Light Turquoise
- **DMC 3854** Medium Autumn Gold
- **DMC 3808** Ultra Very Dark Turquoise
- **DMC 3853** Dark Autumn Gold
- **DMC 3810** Dark Turquoise
- **DMC 778** Very Light Antique Mauve
- **DMC 301** Medium Mahogany
- **DMC 3776** Light Mahogany
- **DMC 727** Very Light Topaz
- **DMC 300** Very Dark Mahogany
- **DMC 3820** Dark Straw
- **DMC 3833** Light Raspberry
- **DMC 895** Very Dark Hunter Green
- **DMC 703** Chartreuse