Whimsical rocket with a cat pilot

Needlepoint pattern | 90 x 90 stitches | 5 x 5 in (12.7 x 12.7 cm) on 18 mesh | 18 colors



How to stitch it



1. Each square is one tent stitch, up at 1, down at 2. Lines in continental, right to left, the canvas upside down for the next row; wide areas in basketweave.
2. Cut 18 in of thread. Start and end it without a knot left behind.
3. Mark the middle of the canvas. It is the outlined square on page 2, column 45, row 45 (DMC 3853): start there. Count threads, not holes.
4. Go on from it: picture first, background last. Gray squares are on two pages: stitch them once.
5. Last, two more rows all round in DMC 3808: the opening's edge hides them.

First time? How to needlepoint: flossfield.com/needlepoint/guides/how-to-start/
How to read a chart: flossfield.com/needlepoint/guides/how-to-read-a-chart/

What you need

Canvas: blank mono canvas, 18 mesh (18 threads to the inch), cut 9.5 in square (24.1 cm).

Needle: blunt tapestry, size 22. Also masking tape for the cut edges, and small scissors.

Thread: six-strand floss, 18 colors, about 22 skeins in all (an estimate). Stitch with 4 strands (5 or 6 if canvas shows).

Fit it into a lid: the box or tray, acid-free board and backing. Measure the opening first.
How to fit it into a lid.

Thread list, DMC

			stitches	skeins
●	3808	Ultra Very Dark Turquoise	4,497	5
■	712	Cream	592	1
▲	922	Light Copper	548	1
◆	677	Very Light Old Gold	379	1
▼	3820	Dark Straw	363	1
★	3712	Medium Salmon	329	1
❖	738	Very Light Tan	306	1
X	959	Medium Seagreen	259	1
H	920	Medium Copper	246	1
+	741	Medium Tangerine	125	1
=	3853	Dark Autumn Gold	105	1
Z	300	Very Dark Mahogany	95	1
A	783	Medium Topaz	72	1
V	747	Very Light Sky Blue	68	1
T	3371	Black Brown	39	1
N	3328	Dark Salmon	29	1
S	907	Light Parrot Green	26	1
K	3825	Pale Pumpkin	22	1

Skeins are estimates, with the two extra rows: the thread a stitch takes on the front and back of 18 mesh canvas, plus 30 percent, rounded up for each color.

Thread colors are approximate screen matches to DMC numbers. Check against real thread before you buy.

For your own stitching, gifts and handmade pieces you sell. Do not resell or share this PDF or copies of it.

Whimsical rocket with a cat pilot Needlepoint pattern

Columns 1 to 49, rows 1 to 90. Start at the red outline

This page is the dark part of the chart

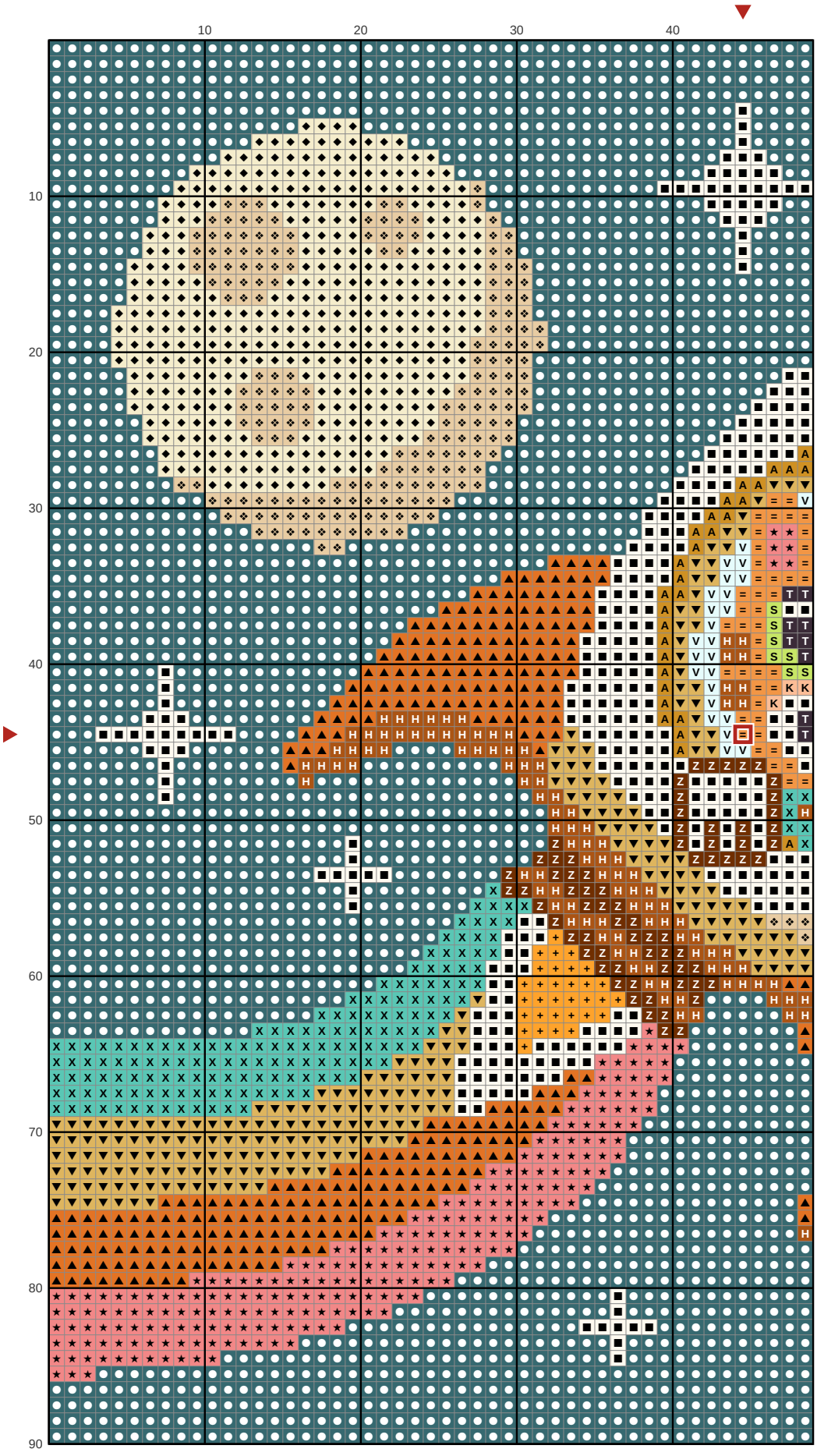

Key

- **DMC 3808** Ultra Very Dark Turquoise
- **DMC 712** Cream
- **DMC 922** Light Copper
- **DMC 677** Very Light Old Gold
- **DMC 3820** Dark Straw
- **DMC 3712** Medium Salmon
- **DMC 738** Very Light Tan
- **DMC 959** Medium Seagreen
- **DMC 920** Medium Copper
- **DMC 741** Medium Tangerine
- **DMC 3853** Dark Autumn Gold
- **DMC 300** Very Dark Mahogany
- **DMC 783** Medium Topaz
- **DMC 747** Very Light Sky Blue
- **DMC 3371** Black Brown
- **DMC 907** Light Parrot Green
- **DMC 3825** Pale Pumpkin

Whimsical rocket with a cat pilot Needlepoint pattern

Columns 50 to 90, rows 1 to 90. Gray squares: charted already, do not stitch again

This page is the dark part of the chart

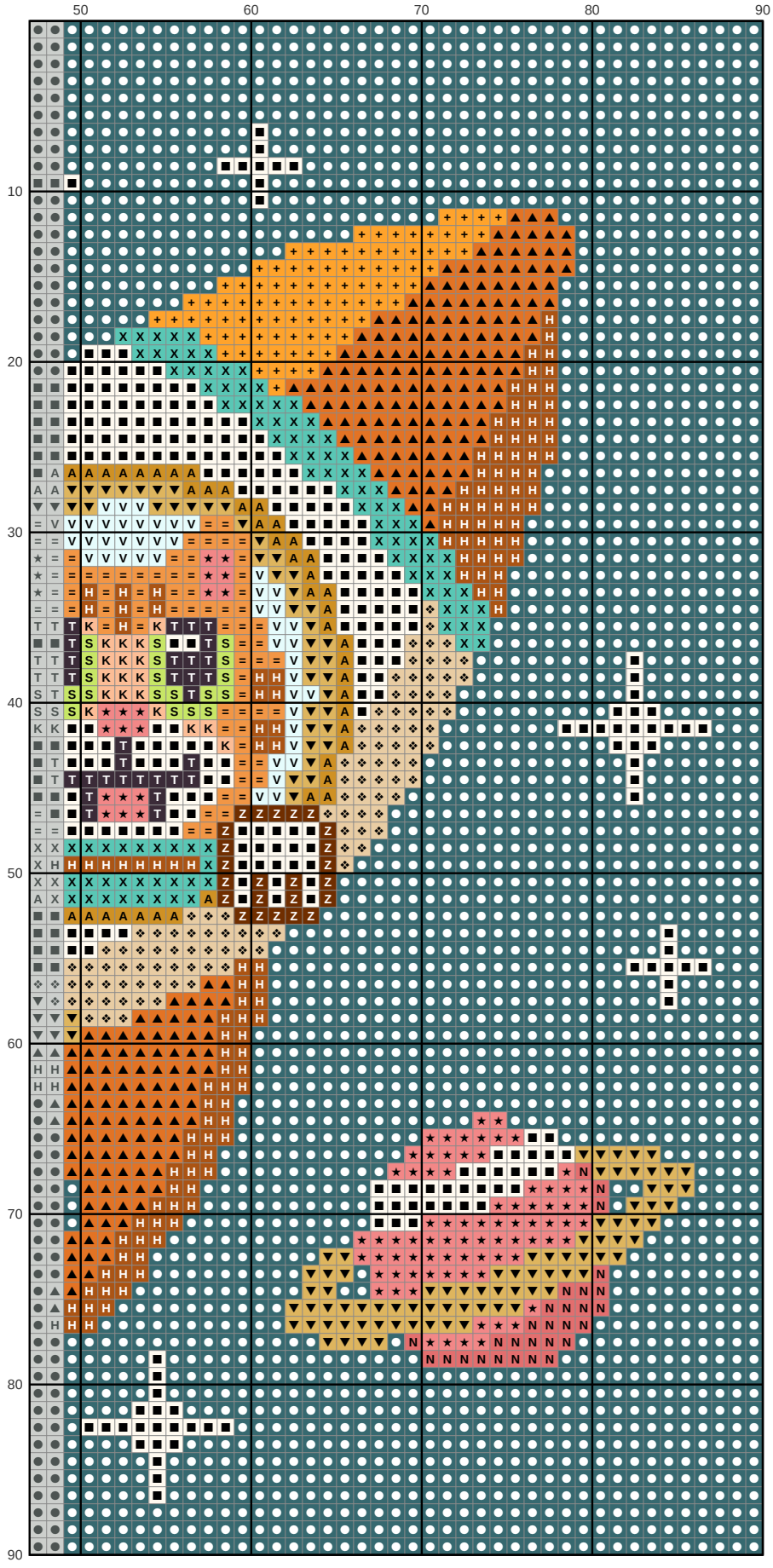

Key

- ● **DMC 3808** Ultra Very Dark Turquoise
- ■ **DMC 712** Cream
- ▲ **DMC 922** Light Copper
- ▼ **DMC 3820** Dark Straw
- ★ **DMC 3712** Medium Salmon
- ❖ **DMC 738** Very Light Tan
- X **DMC 959** Medium Seagreen
- H **DMC 920** Medium Copper
- \+ **DMC 741** Medium Tangerine
- = **DMC 3853** Dark Autumn Gold
- Z **DMC 300** Very Dark Mahogany
- A **DMC 783** Medium Topaz
- V **DMC 747** Very Light Sky Blue
- T **DMC 3371** Black Brown
- N **DMC 3328** Dark Salmon
- S **DMC 907** Light Parrot Green
- K **DMC 3825** Pale Pumpkin