Whimsical rooster

Needlepoint pattern | 72 x 72 stitches | 4 x 4 in (10.2 x 10.2 cm) on 18 mesh | 16 colors



How to stitch it



1. Each square is one tent stitch, up at 1, down at 2. Lines in continental, right to left, the canvas upside down for the next row; wide areas in basketweave.
2. Cut 18 in of thread. Start and end it without a knot left behind.
3. Mark the middle of the canvas. It is the outlined square, column 36, row 36 (DMC 154): start there. Count threads, not holes.
4. Go on from it: picture first, background last. End the thread before crossing another color.
5. Last, two more rows all round, each stitch in the color it lies beside: the board's edge hides them.

First time? How to needlepoint: flossfield.com/needlepoint/guides/how-to-start/
How to read a chart: flossfield.com/needlepoint/guides/how-to-read-a-chart/

What you need

Canvas: blank mono canvas, 18 mesh (18 threads to the inch), cut 8.5 in square (21.6 cm).

Needle: blunt tapestry, size 22. Also masking tape for the cut edges, and small scissors.

Thread: six-strand floss, 16 colors, about 16 skeins in all (an estimate). Stitch with 4 strands (5 or 6 if canvas shows).

Make it an ornament: board, thin batting, backing fabric and twisted cord.
How to finish an ornament.

Thread list, DMC

			stitches	skeins
●	**3865**	Winter White	951	1
■	**154**	Very Dark Grape	908	1
▲	**3824**	Light Apricot	854	1
◆	**341**	Light Blue Violet	494	1
▼	**743**	Medium Yellow	421	1
★	**913**	Medium Nile Green	299	1
❖	**434**	Light Brown	222	1
X	**321**	Red	147	1
H	**745**	Light Pale Yellow	140	1
+	**955**	Light Nile Green	139	1
=	**3835**	Medium Grape	134	1
Z	**352**	Light Coral	123	1
A	**741**	Medium Tangerine	122	1
V	**437**	Light Tan	115	1
T	**3809**	Very Dark Turquoise	59	1
N	**3685**	Very Dark Mauve	56	1

Skeins are estimates, with the two extra rows: the thread a stitch takes on the front and back of 18 mesh canvas, plus 30 percent, rounded up for each color.

Thread colors are approximate screen matches to DMC numbers. Check against real thread before you buy.

For your own stitching, gifts and handmade pieces you sell. Do not resell or share this PDF or copies of it.

Whimsical rooster Needlepoint pattern

Chart: 72 x 72 stitches. Start at the red outline



Key

- ● **DMC 3865** Winter White
- ■ **DMC 154** Very Dark Grape
- ▲ **DMC 3824** Light Apricot
- ◆ **DMC 341** Light Blue Violet
- ▼ **DMC 743** Medium Yellow
- ★ **DMC 913** Medium Nile Green
- ❖ **DMC 434** Light Brown
- X **DMC 321** Red
- H **DMC 745** Light Pale Yellow
- \+ **DMC 955** Light Nile Green
- = **DMC 3835** Medium Grape
- Z **DMC 352** Light Coral
- A **DMC 741** Medium Tangerine
- V **DMC 437** Light Tan
- T **DMC 3809** Very Dark Turquoise
- N **DMC 3685** Very Dark Mauve