Whimsical saguaro cactus

Needlepoint pattern | 90 x 90 stitches | 5 x 5 in (12.7 x 12.7 cm) on 18 mesh | 18 colors



How to stitch it



1. Each square is one tent stitch, up at 1, down at 2. Lines in continental, right to left, the canvas upside down for the next row; wide areas in basketweave.
2. Cut 18 in of thread. Start and end it without a knot left behind.
3. Mark the middle of the canvas. It is the outlined square on page 2, column 45, row 45 (DMC 435): start there. Count threads, not holes.
4. Go on from it: picture first, background last. Gray squares are on two pages: stitch them once.
5. Last, two more rows all round, each stitch in the color it lies beside: the opening's edge hides them.

First time? How to needlepoint: flossfield.com/needlepoint/guides/how-to-start/
How to read a chart: flossfield.com/needlepoint/guides/how-to-read-a-chart/

What you need

Canvas: blank mono canvas, 18 mesh (18 threads to the inch), cut 9.5 in square (24.1 cm).

Needle: blunt tapestry, size 22. Also masking tape for the cut edges, and small scissors.

Thread: six-strand floss, 18 colors, about 19 skeins in all (an estimate). Stitch with 4 strands (5 or 6 if canvas shows).

Fit it into a lid: the box or tray, acid-free board and backing. Measure the opening first.
How to fit it into a lid.

Thread list, DMC

			stitches	skeins
●	3341	Apricot	1,311	2
■	3824	Light Apricot	881	1
▲	3851	Light Bright Green	862	1
◆	738	Very Light Tan	735	1
▼	964	Light Seagreen	607	1
★	500	Very Dark Blue Green	603	1
❖	3850	Dark Bright Green	567	1
X	3808	Ultra Very Dark Turquoise	467	1
H	3712	Medium Salmon	340	1
+	745	Light Pale Yellow	320	1
=	435	Very Light Brown	299	1
Z	BLANC	White	292	1
A	3836	Light Grape	285	1
V	725	Medium Light Topaz	150	1
T	3371	Black Brown	148	1
N	433	Medium Brown	103	1
S	3835	Medium Grape	90	1
K	3340	Medium Apricot	40	1

Skeins are estimates, with the two extra rows: the thread a stitch takes on the front and back of 18 mesh canvas, plus 30 percent, rounded up for each color.

Thread colors are approximate screen matches to DMC numbers. Check against real thread before you buy.

For your own stitching, gifts and handmade pieces you sell. Do not resell or share this PDF or copies of it.

Whimsical saguaro cactus

Needlepoint pattern

Columns 1 to 49, rows 1 to 90. Start at the red outline

This page is the dark part of the chart



Key

- **DMC 3341** Apricot
- **DMC 3824** Light Apricot
- **DMC 3851** Light Bright Green
- **DMC 738** Very Light Tan
- **DMC 964** Light Seagreen
- **DMC 500** Very Dark Blue Green
- **DMC 3850** Dark Bright Green
- **DMC 3808** Ultra Very Dark Turquoise
- **DMC 3712** Medium Salmon
- **DMC 745** Light Pale Yellow
- **DMC 435** Very Light Brown
- **DMC BLANC** White
- **DMC 3836** Light Grape
- **DMC 725** Medium Light Topaz
- **DMC 3371** Black Brown
- **DMC 433** Medium Brown
- **DMC 3835** Medium Grape
- **DMC 3340** Medium Apricot

Whimsical saguaro cactus

Needlepoint pattern

Columns 50 to 90, rows 1 to 90. Gray squares: charted already, do not stitch again

This page is the dark part of the chart



Key

- ● **DMC 3341** Apricot
- ■ **DMC 3824** Light Apricot
- ▲ **DMC 3851** Light Bright Green
- ◆ **DMC 738** Very Light Tan
- ▼ **DMC 964** Light Seagreen
- ★ **DMC 500** Very Dark Blue Green
- ❖ **DMC 3850** Dark Bright Green
- X **DMC 3808** Ultra Very Dark Turquoise
- H **DMC 3712** Medium Salmon
- \+ **DMC 745** Light Pale Yellow
- = **DMC 435** Very Light Brown
- Z **DMC BLANC** White
- A **DMC 3836** Light Grape
- V **DMC 725** Medium Light Topaz
- T **DMC 3371** Black Brown
- N **DMC 433** Medium Brown
- S **DMC 3835** Medium Grape
- K **DMC 3340** Medium Apricot