Whimsical sailboat

Needlepoint pattern | 72 x 72 stitches | 4 x 4 in (10.2 x 10.2 cm) on 18 mesh | 16 colors



How to stitch it



1. Each square is one tent stitch, up at 1, down at 2. Lines in continental, right to left, the canvas upside down for the next row; wide areas in basketweave.
2. Cut 18 in of thread. Start and end it without a knot left behind.
3. Mark the middle of the canvas. It is the outlined square, column 36, row 36 (DMC 745): start there. Count threads, not holes.
4. Go on from it: picture first, background last. End the thread before crossing another color.
5. Last, two more rows all round, each stitch in the color it lies beside: the board's edge hides them.

First time? How to needlepoint: flossfield.com/needlepoint/guides/how-to-start/
How to read a chart: flossfield.com/needlepoint/guides/how-to-read-a-chart/

What you need

Canvas: blank mono canvas, 18 mesh (18 threads to the inch), cut 8.5 in square (21.6 cm).

Needle: blunt tapestry, size 22. Also masking tape for the cut edges, and small scissors.

Thread: six-strand floss, 16 colors, about 16 skeins in all (an estimate). Stitch with 4 strands (5 or 6 if canvas shows).

Make it an ornament: board, thin batting, backing fabric and twisted cord.
How to finish an ornament.

Thread list, DMC

			stitches	skeins
●	**823**	Dark Navy Blue	1,016	1
■	**745**	Light Pale Yellow	645	1
▲	**327**	Dark Violet	590	1
◆	**208**	Very Dark Lavender	403	1
▼	**959**	Medium Seagreen	397	1
★	**3808**	Ultra Very Dark Turquoise	344	1
❖	**3821**	Straw	279	1
X	**964**	Light Seagreen	276	1
H	**943**	Medium Aquamarine	269	1
+	**209**	Dark Lavender	226	1
=	**3853**	Dark Autumn Gold	206	1
Z	**433**	Medium Brown	193	1
A	**352**	Light Coral	132	1
V	**347**	Very Dark Salmon	114	1
T	**350**	Medium Coral	59	1
N	**3820**	Dark Straw	35	1

Skeins are estimates, with the two extra rows: the thread a stitch takes on the front and back of 18 mesh canvas, plus 30 percent, rounded up for each color.

Thread colors are approximate screen matches to DMC numbers. Check against real thread before you buy.

For your own stitching, gifts and handmade pieces you sell. Do not resell or share this PDF or copies of it.

Whimsical sailboat

Needlepoint pattern

Chart: 72 x 72 stitches. Start at the red outline



Key

- **DMC 823** Dark Navy Blue
- **DMC 745** Light Pale Yellow
- **DMC 327** Dark Violet
- **DMC 208** Very Dark Lavender
- **DMC 959** Medium Seagreen
- **DMC 3808** Ultra Very Dark Turquoise
- **DMC 3821** Straw
- **DMC 964** Light Seagreen
- **DMC 943** Medium Aquamarine
- **DMC 209** Dark Lavender
- **DMC 3853** Dark Autumn Gold
- **DMC 433** Medium Brown
- **DMC 352** Light Coral
- **DMC 347** Very Dark Salmon
- **DMC 350** Medium Coral
- **DMC 3820** Dark Straw