Whimsical sand dollar and little crab

Needlepoint pattern | 90 x 126 stitches | 5 x 7 in (12.7 x 17.8 cm) on 18 mesh | 20 colors



How to stitch it



1. Each square is one tent stitch, up at 1, down at 2. Lines in continental, right to left, the canvas upside down for the next row; wide areas in basketweave.
2. Cut 18 in of thread. Start and end it without a knot left behind.
3. Mark the middle of the canvas. It is the outlined square on page 2, column 45, row 63 (DMC 779): start there. Count threads, not holes.
4. Go on from it: picture first, background last. Gray squares are on two pages: stitch them once.
5. When it is done, block it square.

First time? How to needlepoint: flossfield.com/needlepoint/guides/how-to-start/
How to read a chart: flossfield.com/needlepoint/guides/how-to-read-a-chart/

What you need

Canvas: blank mono canvas, 18 mesh (18 threads to the inch), cut 9 in wide x 11 in high (22.9 x 27.9 cm).

Needle: blunt tapestry, size 22. Also masking tape for the cut edges, and small scissors.

Thread: six-strand floss, 20 colors, about 23 skeins in all (an estimate). Stitch with 4 strands (5 or 6 if canvas shows).

Frame it: acid-free board and a frame.
How to frame needlepoint.

Thread list, DMC

			stitches	skeins
●	**3706**	Medium Melon	2,558	3
■	**3811**	Very Light Turquoise	1,439	2
▲	**3823**	Ultra Pale Yellow	1,120	1
◆	**347**	Very Dark Salmon	1,033	1
▼	**747**	Very Light Sky Blue	929	1
★	**951**	Light Tawny	825	1
❖	**3766**	Light Peacock Blue	794	1
X	**3705**	Dark Melon	548	1
H	**977**	Light Golden Brown	276	1
+	**758**	Very Light Terra Cotta	274	1
=	**779**	Dark Cocoa	272	1
Z	**807**	Peacock Blue	249	1
A	**3814**	Aquamarine	243	1
V	**3743**	Very Light Antique Violet	176	1
T	**3371**	Black Brown	172	1
N	**3855**	Light Autumn Gold	148	1
S	**912**	Light Emerald Green	136	1
K	**3861**	Light Cocoa	64	1
E	**3708**	Light Melon	51	1
C	**BLANC**	White	33	1

Skeins are estimates: the thread a stitch takes on the front and back of 18 mesh canvas, plus 30 percent, rounded up for each color.
Thread colors are approximate screen matches to DMC numbers. Check against real thread before you buy.
For your own stitching, gifts and handmade pieces you sell. Do not resell or share this PDF or copies of it.

Whimsical sand dollar and little crab

Needlepoint pattern

Columns 1 to 90, rows 1 to 67. Start at the red outline

This page is the dark part of the chart

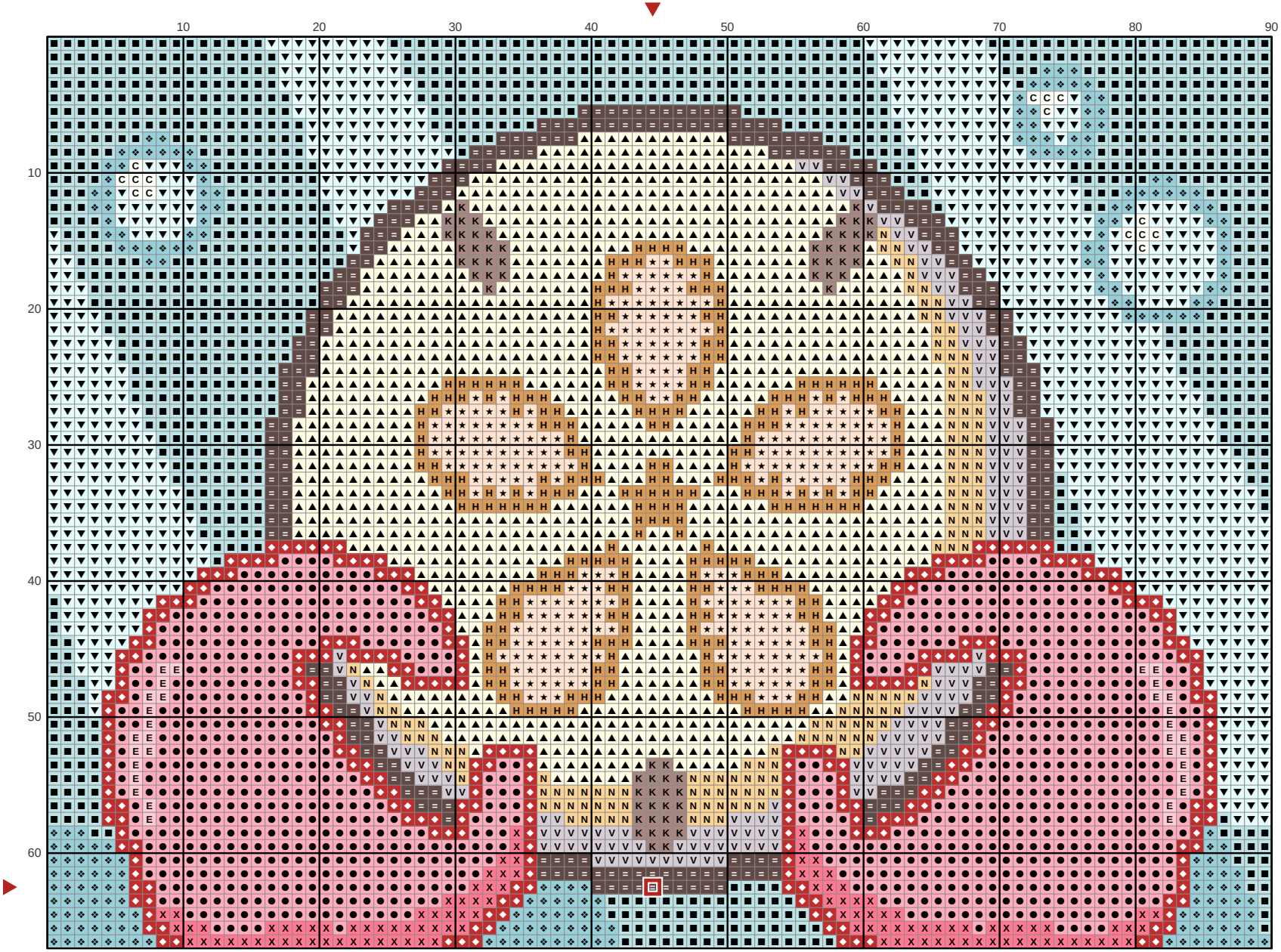

Key

- ● **DMC 3706** Medium Melon
- ■ **DMC 3811** Very Light Turquoise
- ▲ **DMC 3823** Ultra Pale Yellow
- ◆ **DMC 347** Very Dark Salmon
- ▼ **DMC 747** Very Light Sky Blue
- ★ **DMC 951** Light Tawny
- ❖ **DMC 3766** Light Peacock Blue
- X **DMC 3705** Dark Melon
- H **DMC 977** Light Golden Brown
- = **DMC 779** Dark Cocoa
- V **DMC 3743** Very Light Antique Violet
- N **DMC 3855** Light Autumn Gold
- K **DMC 3861** Light Cocoa
- E **DMC 3708** Light Melon
- C **DMC BLANC** White

Whimsical sand dollar and little crab

Needlepoint pattern

Columns 1 to 90, rows 68 to 126. Gray squares: charted already, do not stitch again

This page is the dark part of the chart



Key

- ● **DMC 3706** Medium Melon
- ■ **DMC 3811** Very Light Turquoise
- ◆ **DMC 347** Very Dark Salmon
- ★ **DMC 951** Light Tawny
- ❖ **DMC 3766** Light Peacock Blue
- X **DMC 3705** Dark Melon
- \+ **DMC 758** Very Light Terra Cotta
- Z **DMC 807** Peacock Blue
- A **DMC 3814** Aquamarine
- T **DMC 3371** Black Brown
- S **DMC 912** Light Emerald Green
- E **DMC 3708** Light Melon
- C **DMC BLANC** White