Whimsical Santorini church at sunset

Needlepoint pattern | 90 x 90 stitches | 5 x 5 in (12.7 x 12.7 cm) on 18 mesh | 18 colors



How to stitch it



1. Each square is one tent stitch, up at 1, down at 2. Lines in continental, right to left, the canvas upside down for the next row; wide areas in basketweave.
2. Cut 18 in of thread. Start and end it without a knot left behind.
3. Mark the middle of the canvas. It is the outlined square on page 2, column 45, row 45 (DMC BLANC): start there. Count threads, not holes.
4. Go on from it: picture first, background last. Gray squares are on two pages: stitch them once.
5. Last, two more rows all round, each stitch in the color it lies beside: the opening's edge hides them.

First time? How to needlepoint: flossfield.com/needlepoint/guides/how-to-start/
How to read a chart: flossfield.com/needlepoint/guides/how-to-read-a-chart/

What you need

Canvas: blank mono canvas, 18 mesh (18 threads to the inch), cut 9.5 in square (24.1 cm).

Needle: blunt tapestry, size 22. Also masking tape for the cut edges, and small scissors.

Thread: six-strand floss, 18 colors, about 19 skeins in all (an estimate). Stitch with 4 strands (5 or 6 if canvas shows).

Fit it into a lid: the box or tray, acid-free board and backing. Measure the opening first.
How to fit it into a lid.

Thread list, DMC

			stitches	skeins
●	3608	Very Light Plum	1,239	2
■	BLANC	White	1,052	1
▲	3706	Medium Melon	1,003	1
◆	211	Light Lavender	882	1
▼	310	Black	578	1
★	3824	Light Apricot	544	1
❖	995	Dark Electric Blue	404	1
X	895	Very Dark Hunter Green	361	1
H	3809	Very Dark Turquoise	304	1
+	601	Dark Cranberry	291	1
=	209	Dark Lavender	271	1
Z	742	Light Tangerine	260	1
A	970	Light Pumpkin	253	1
V	797	Royal Blue	252	1
T	745	Light Pale Yellow	227	1
N	3347	Medium Yellow Green	71	1
S	996	Medium Electric Blue	64	1
K	597	Turquoise	44	1

Skeins are estimates, with the two extra rows: the thread a stitch takes on the front and back of 18 mesh canvas, plus 30 percent, rounded up for each color.

Thread colors are approximate screen matches to DMC numbers. Check against real thread before you buy.

For your own stitching, gifts and handmade pieces you sell. Do not resell or share this PDF or copies of it.

Whimsical Santorini church at sunset

Needlepoint pattern

Columns 1 to 49, rows 1 to 90. Start at the red outline

This page is the dark part of the chart

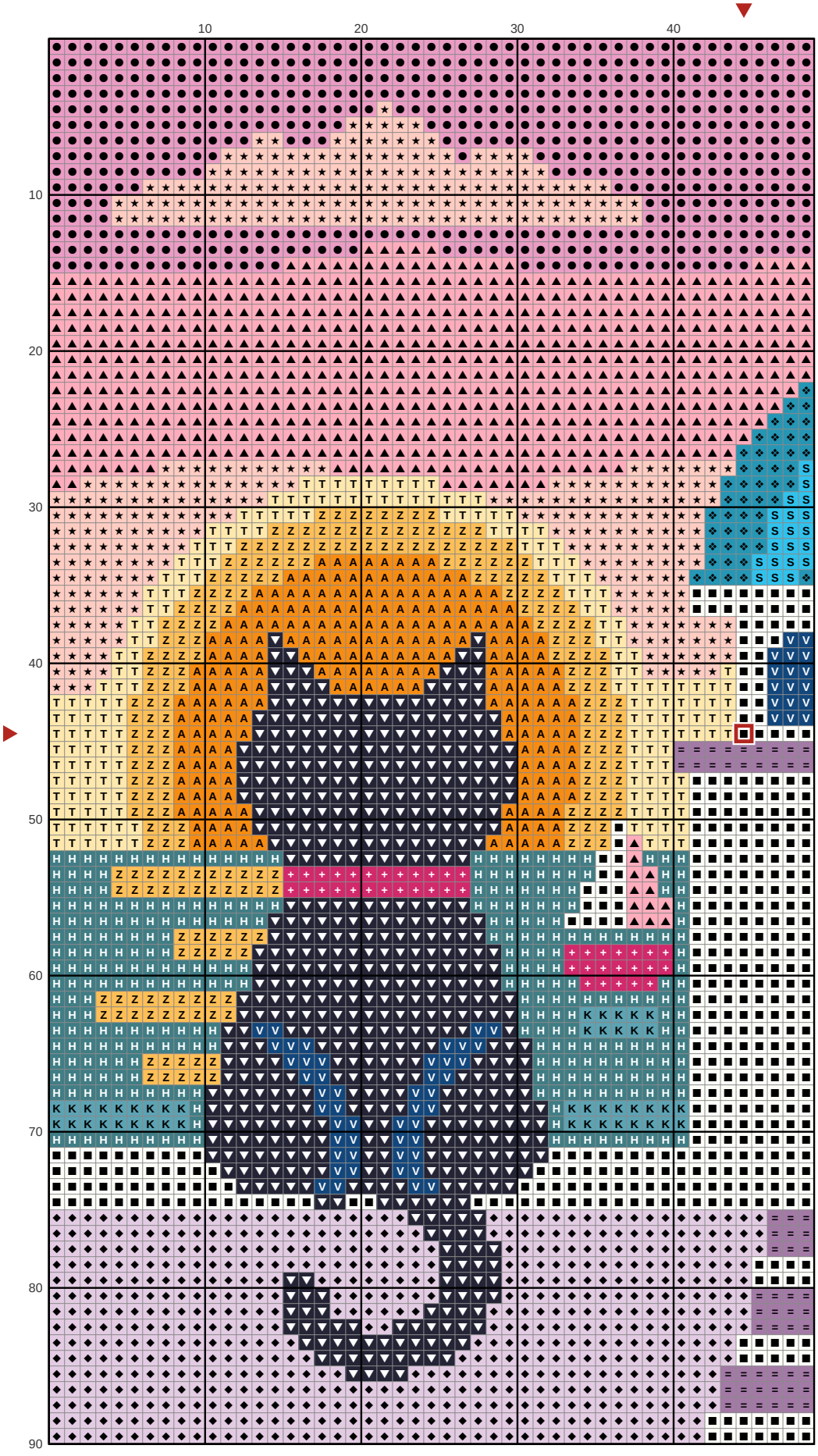

Key

- DMC 3608 — Very Light Plum
- DMC BLANC — White
- DMC 3706 — Medium Melon
- DMC 211 — Light Lavender
- DMC 310 — Black
- DMC 3824 — Light Apricot
- DMC 995 — Dark Electric Blue
- DMC 3809 — Very Dark Turquoise
- DMC 601 — Dark Cranberry
- DMC 209 — Dark Lavender
- DMC 742 — Light Tangerine
- DMC 970 — Light Pumpkin
- DMC 797 — Royal Blue
- DMC 745 — Light Pale Yellow
- DMC 996 — Medium Electric Blue
- DMC 597 — Turquoise

Whimsical Santorini church at sunset

Needlepoint pattern

Columns 50 to 90, rows 1 to 90. Gray squares: charted already, do not stitch again

This page is the dark part of the chart



Key

- ● **DMC 3608** Very Light Plum
- ■ **DMC BLANC** White
- ▲ **DMC 3706** Medium Melon
- ◆ **DMC 211** Light Lavender
- ★ **DMC 3824** Light Apricot
- ❖ **DMC 995** Dark Electric Blue
- X **DMC 895** Very Dark Hunter Green
- \+ **DMC 601** Dark Cranberry
- = **DMC 209** Dark Lavender
- Z **DMC 742** Light Tangerine
- A **DMC 970** Light Pumpkin
- V **DMC 797** Royal Blue
- T **DMC 745** Light Pale Yellow
- N **DMC 3347** Medium Yellow Green
- S **DMC 996** Medium Electric Blue