Whimsical tin of sardines

Needlepoint pattern | 90 x 126 stitches | 5 x 7 in (12.7 x 17.8 cm) on 18 mesh | 19 colors



How to stitch it



1. Each square is one tent stitch, up at 1, down at 2. Lines in continental, right to left, the canvas upside down for the next row; wide areas in basketweave.
2. Cut 18 in of thread. Start and end it without a knot left behind.
3. Mark the middle of the canvas. It is the outlined square on page 2, column 45, row 63 (DMC 3746): start there. Count threads, not holes.
4. Go on from it: picture first, background last. Gray squares are on two pages: stitch them once.
5. When it is done, block it square.

First time? How to needlepoint: flossfield.com/needlepoint/guides/how-to-start/
How to read a chart: flossfield.com/needlepoint/guides/how-to-read-a-chart/

What you need

Canvas: blank mono canvas, 18 mesh (18 threads to the inch), cut 9 in wide x 11 in high (22.9 x 27.9 cm).

Needle: blunt tapestry, size 22. Also masking tape for the cut edges, and small scissors.

Thread: six-strand floss, 19 colors, about 23 skeins in all (an estimate). Stitch with 4 strands (5 or 6 if canvas shows).

Frame it: acid-free board and a frame.
How to frame needlepoint.

Thread list, DMC

			stitches	skeins
●	312	Very Dark Baby Blue	3,096	3
■	BLANC	White	1,527	2
▲	823	Dark Navy Blue	1,448	2
◆	351	Coral	884	1
▼	353	Peach	812	1
★	726	Light Topaz	774	1
❖	932	Light Antique Blue	761	1
X	725	Medium Light Topaz	325	1
H	3810	Dark Turquoise	241	1
+	959	Medium Seagreen	212	1
=	340	Medium Blue Violet	211	1
Z	930	Dark Antique Blue	196	1
A	352	Light Coral	187	1
V	3752	Very Light Antique Blue	176	1
T	3746	Dark Blue Violet	114	1
N	3766	Light Peacock Blue	112	1
S	964	Light Seagreen	96	1
K	3811	Very Light Turquoise	85	1
E	3747	Very Light Blue Violet	83	1

Skeins are estimates: the thread a stitch takes on the front and back of 18 mesh canvas, plus 30 percent, rounded up for each color.
Thread colors are approximate screen matches to DMC numbers. Check against real thread before you buy.
For your own stitching, gifts and handmade pieces you sell. Do not resell or share this PDF or copies of it.

Whimsical tin of sardines

Needlepoint pattern

Columns 1 to 90, rows 1 to 63. Start at the red outline

This page is the dark part of the chart



Key

- DMC 312 — Very Dark Baby Blue
- DMC BLANC — White
- DMC 823 — Dark Navy Blue
- DMC 351 — Coral
- DMC 353 — Peach
- DMC 726 — Light Topaz
- DMC 932 — Light Antique Blue
- DMC 725 — Medium Light Topaz
- DMC 3810 — Dark Turquoise
- DMC 340 — Medium Blue Violet
- DMC 930 — Dark Antique Blue
- DMC 3752 — Very Light Antique Blue
- DMC 3746 — Dark Blue Violet
- DMC 3766 — Light Peacock Blue
- DMC 3811 — Very Light Turquoise
- DMC 3747 — Very Light Blue Violet

Whimsical tin of sardines

Needlepoint pattern

Columns 1 to 90, rows 64 to 126. Gray squares: charted already, do not stitch again

This page is the dark part of the chart

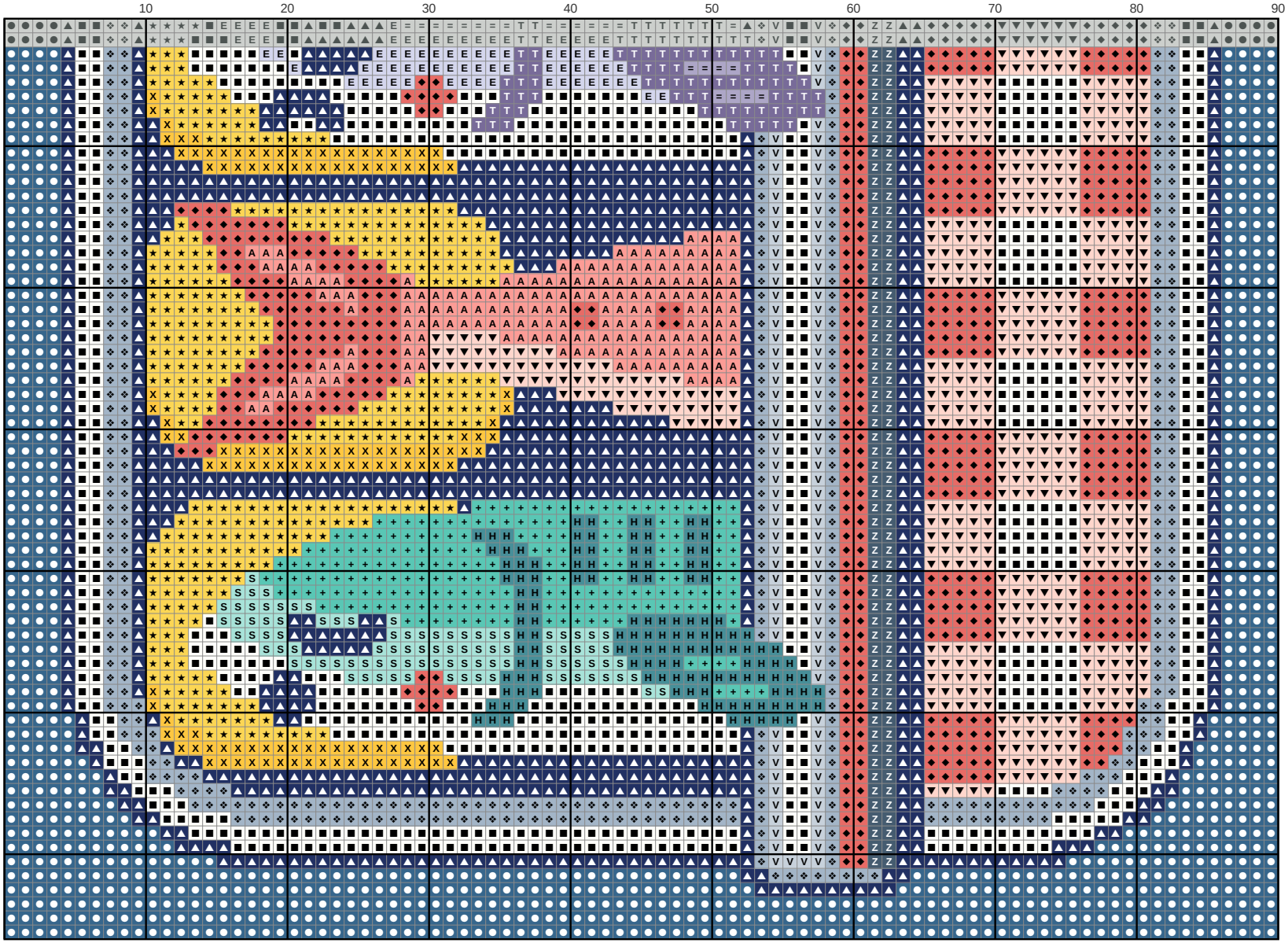

Key

- DMC 312 — Very Dark Baby Blue
- DMC BLANC — White
- DMC 823 — Dark Navy Blue
- DMC 351 — Coral
- DMC 353 — Peach
- DMC 726 — Light Topaz
- DMC 932 — Light Antique Blue
- DMC 725 — Medium Light Topaz
- DMC 3810 — Dark Turquoise
- DMC 959 — Medium Seagreen
- DMC 340 — Medium Blue Violet
- DMC 930 — Dark Antique Blue
- DMC 352 — Light Coral
- DMC 3752 — Very Light Antique Blue
- DMC 3746 — Dark Blue Violet
- DMC 964 — Light Seagreen
- DMC 3747 — Very Light Blue Violet